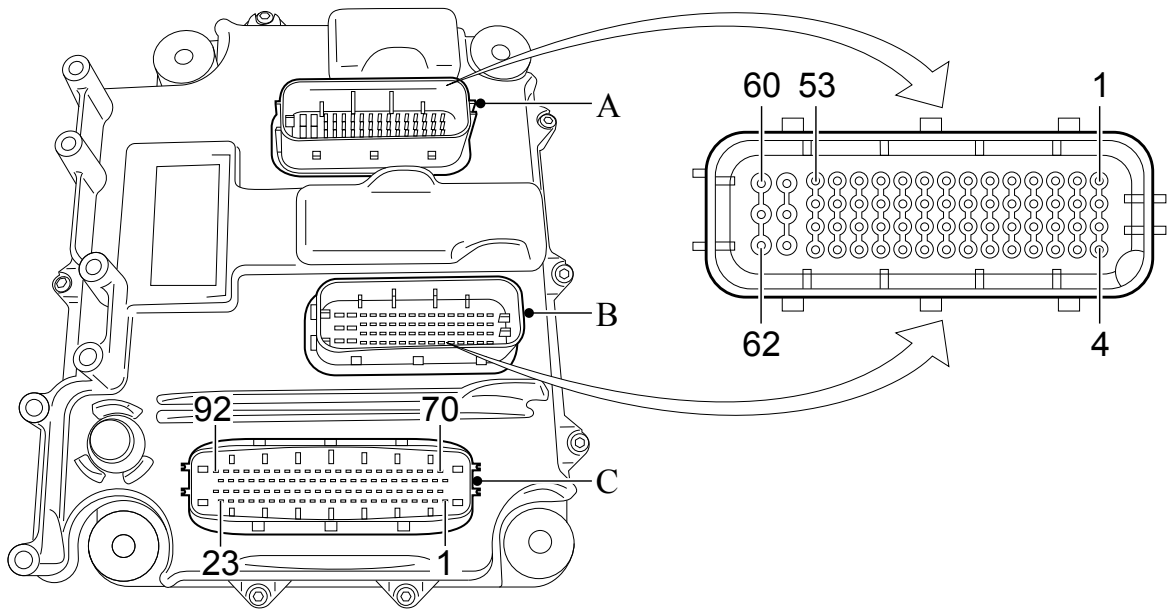


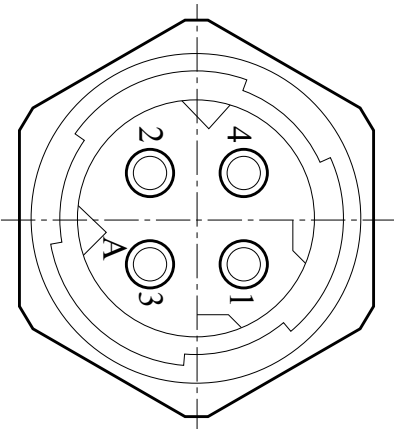
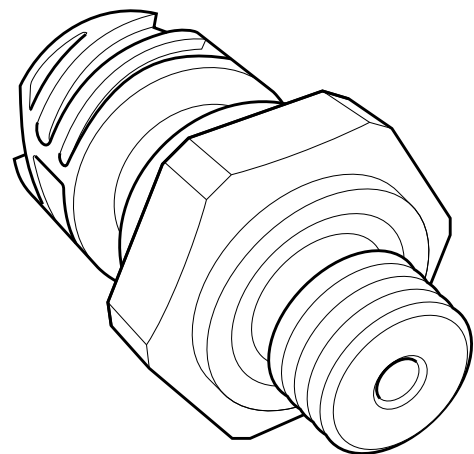
Sensor, fuel pressure (F801)



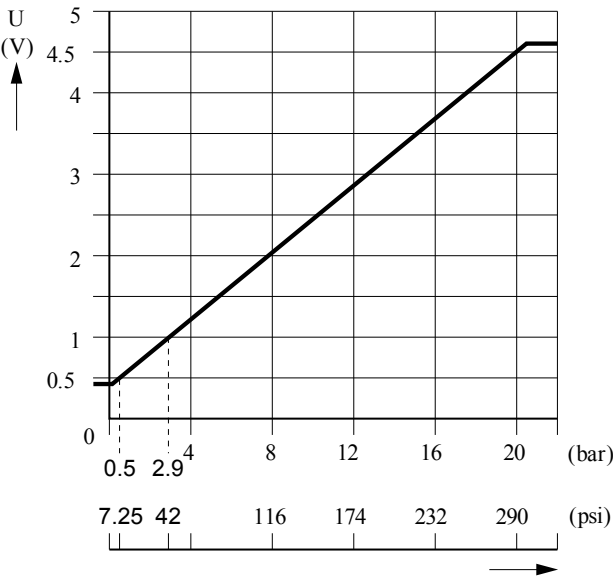
I401565



A	Electronic unit connection point				
B	Description of connection point				
C	Reading at connection point (Vbat = battery voltage)				
D	Measuring unit				
E	Explanatory notes (if applicable)				
F	'X' indicates that additional information is available in 'Technical data.'				
A	B	C	D	E	F
A38	Ground, fuel pressure sensor (F801)	0	VDC		
A46	Supply voltage, fuel pressure sensor (F801)	5	VDC	Open voltage, with detached connector	
A50	Fuel pressure (801) input signal		VDC		X



- 1 Output
- 2 Supply
- 3 Not used
- 4 Ground



I401418



This information applies exclusively to the entered chassis number or the selected engine type. Please take into account that this information may change daily. Therefore the provided information is only valid on 12-12-2015. You cannot derive any rights from the information provided with respect to vehicles and/or components of another series, with another chassis number, and/or of another date. (/)