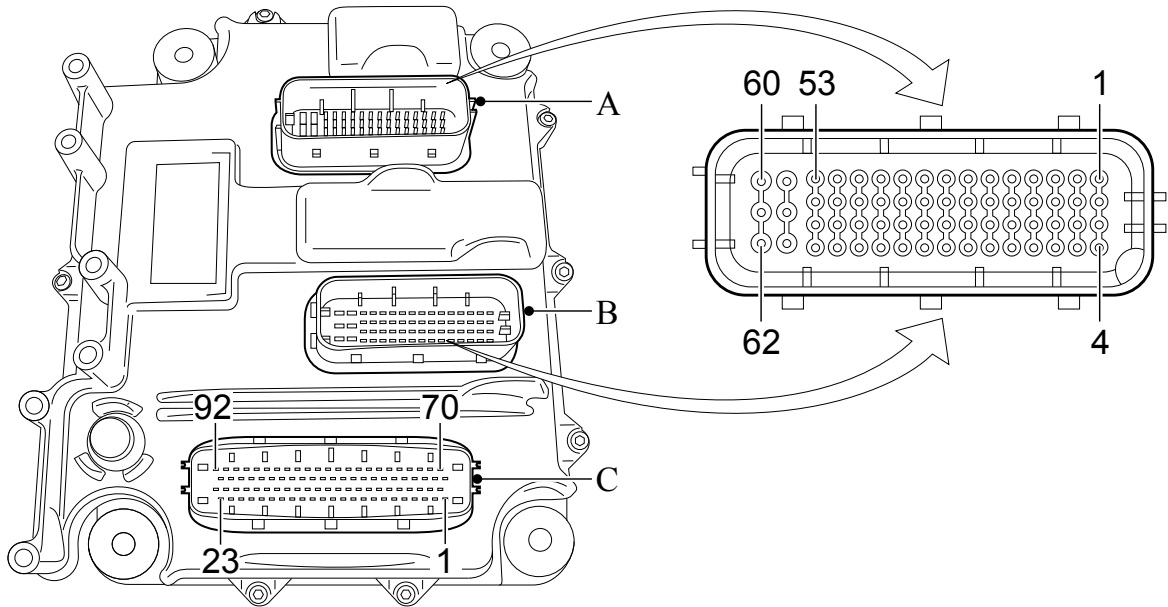


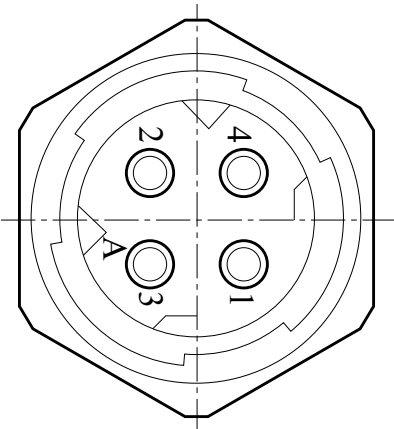
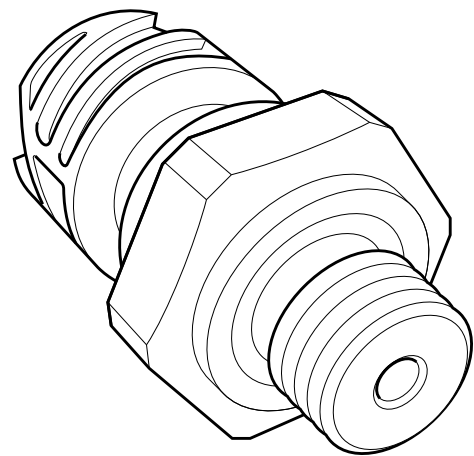
Sensor, boost pressure (F802)



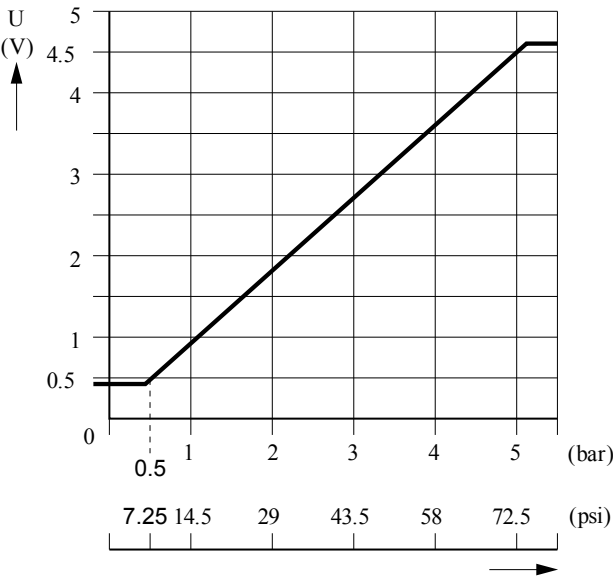
I401565



A	Electronic unit connection point				
B	Description of connection point				
C	Reading at connection point (Vbat = battery voltage)				
D	Measuring unit				
E	Explanatory notes (if applicable)				
F	'X' indicates that additional information is available in 'Technical data.'				
A	B	C	D	E	F
A39	Ground, intake air boost pressure sensor (F802)	0	VDC		
A47	Supply voltage, intake air boost pressure sensor (F802)	5	VDC	Open voltage, with detached connector	
A51	Input signal, intake air boost pressure (F802)		VDC		X



- 1 Output
- 2 Supply
- 3 Not used
- 4 Ground



I401419



This information applies exclusively to the entered chassis number or the selected engine type. Please take into account that this information may change daily. Therefore the provided information is only valid on 12-12-2015. You cannot derive any rights from the information provided with respect to vehicles and/or components of another series, with another chassis number, and/or of another date. (/)