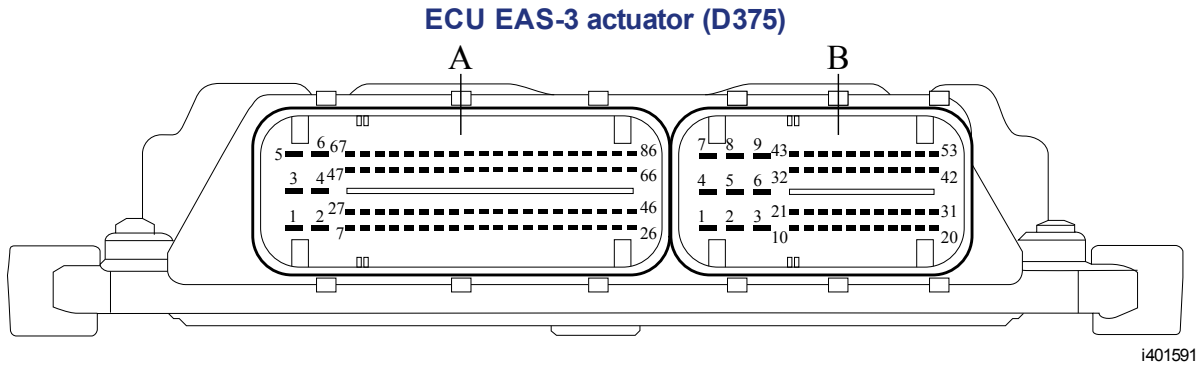


Sensor, DEF Temperature/Level (F851)

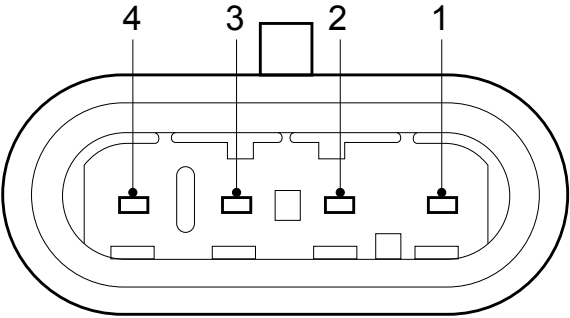


A	Electronic unit connection point				
B	Description of connection point				
C	Reading at connection point (Ubat = battery voltage)				
D	Measuring unit				
E	Explanatory notes (if applicable)				
F	The 'X' indicates that additional information is available in 'Technical Data.'				
A	B	C	D	E	F
A58	Ground, level sensor	<0.5	VDC		
A59	Signal, level sensor		VDC	The signal voltage depends on the DEF level in the tank. The sensor can be checked by unplugging the connector and measuring the resistance. See table below.	X
A78	Ground, temperature sensor	<0.5	VDC		
A79	Signal, temperature sensor		VDC	The signal voltage depends on the DEF temperature in the tank. The	X

				sensor can be checked by unplugging the connector and measuring the resistance. See the table below.
--	--	--	--	--

Type of sensor
Supply voltage, DEF level sensor
Supply voltage, DEF temperature sensor
(1) Open voltage, with detached connector

level/temperature
approximately 5 V⁽¹⁾
approximately 5 V⁽¹⁾



i401114-2



Electrical Connections

- 1. DEF level sensor ground
- 2. DEF level sensor signal
- 3. Ground, DEF temperature sensor
- 4. DEF temperature sensor signal

DEF temperature sensor resistance value

Temperature (°C)	Temperature (°F)	Resistance value (Ω) ⁽¹⁾	
		Minimum	Maximum
-55	-67	25717	28424
-50	-58	18758	20732
-45	-49	13827	15283
-40	-40	10298	11382
-35	-31	7747	8563
-30	-22	5881	6500
-25	-13	4506	4980
-20	-4	3482	3848

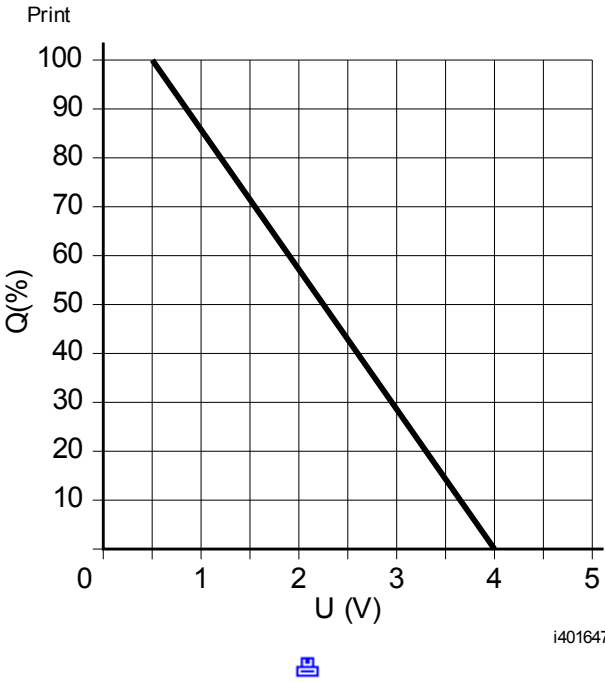
-15	5	2712	2998
-10	14	2129	2353
-5	23	1684	1862
0	32	1342	1484
5	41	1076	1190
10	50	869	961
15	59	706	781
20	68	578	638
25	77	475	525
30	86	393	434
35	95	327	361
40	104	273	302
45	113	229	253
50	122	194	214
55	131	164	181
60	140	140	154

(1) Check the resistance by measuring at the sensor connections.



Refer to the OEM service manual for more information.

DEF level sensor output signal with respect to the tank level



Q Tank volume
V Signal voltage

M026993 - 08.12.2010

This information applies exclusively to the entered chassis number or the selected engine type. Please take into account that this information may change daily. Therefore the provided information is only valid on 12-16-2015. You cannot derive any rights from the information provided with respect to vehicles and/or components of another series, with another chassis number, and/or of another date. (/)