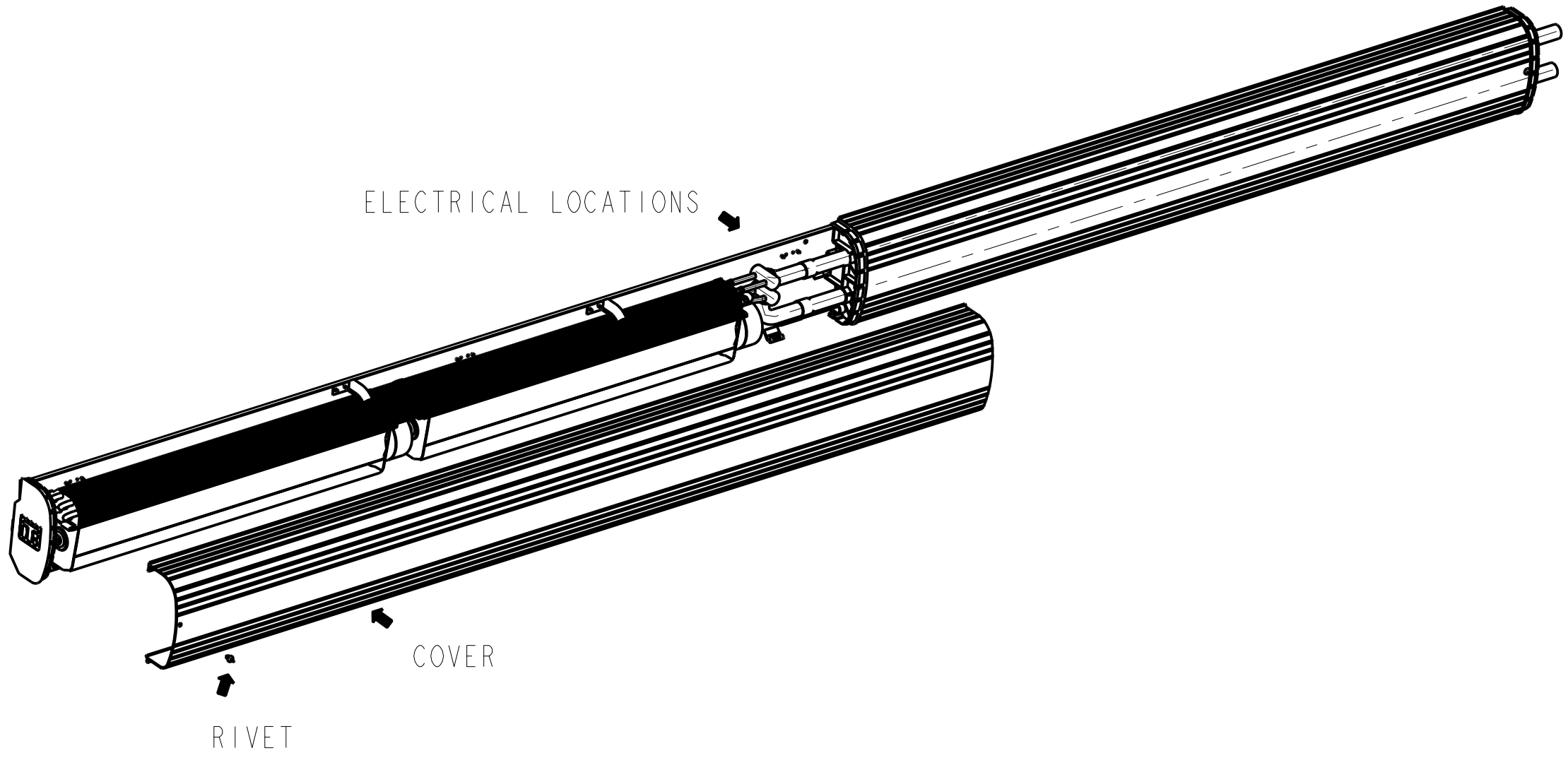


D

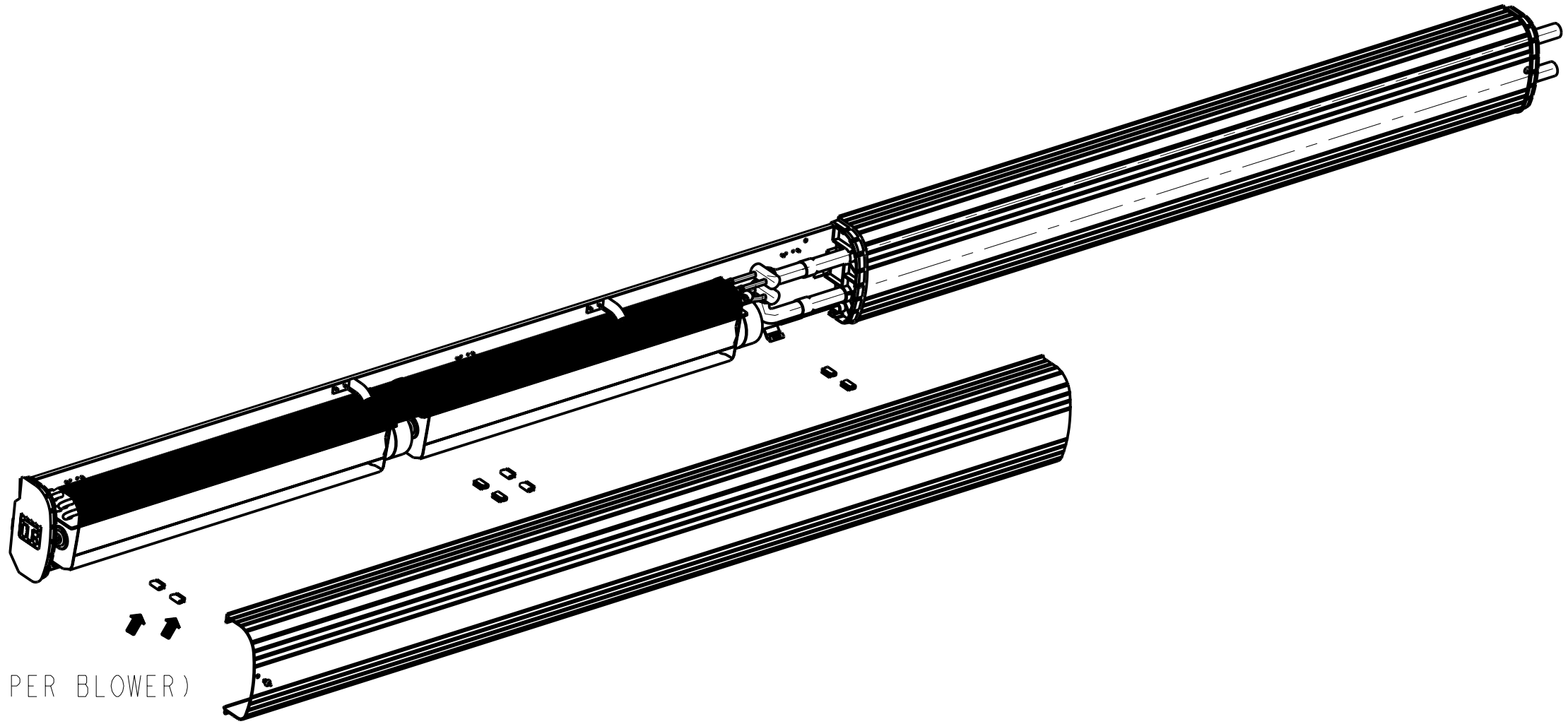
C

B

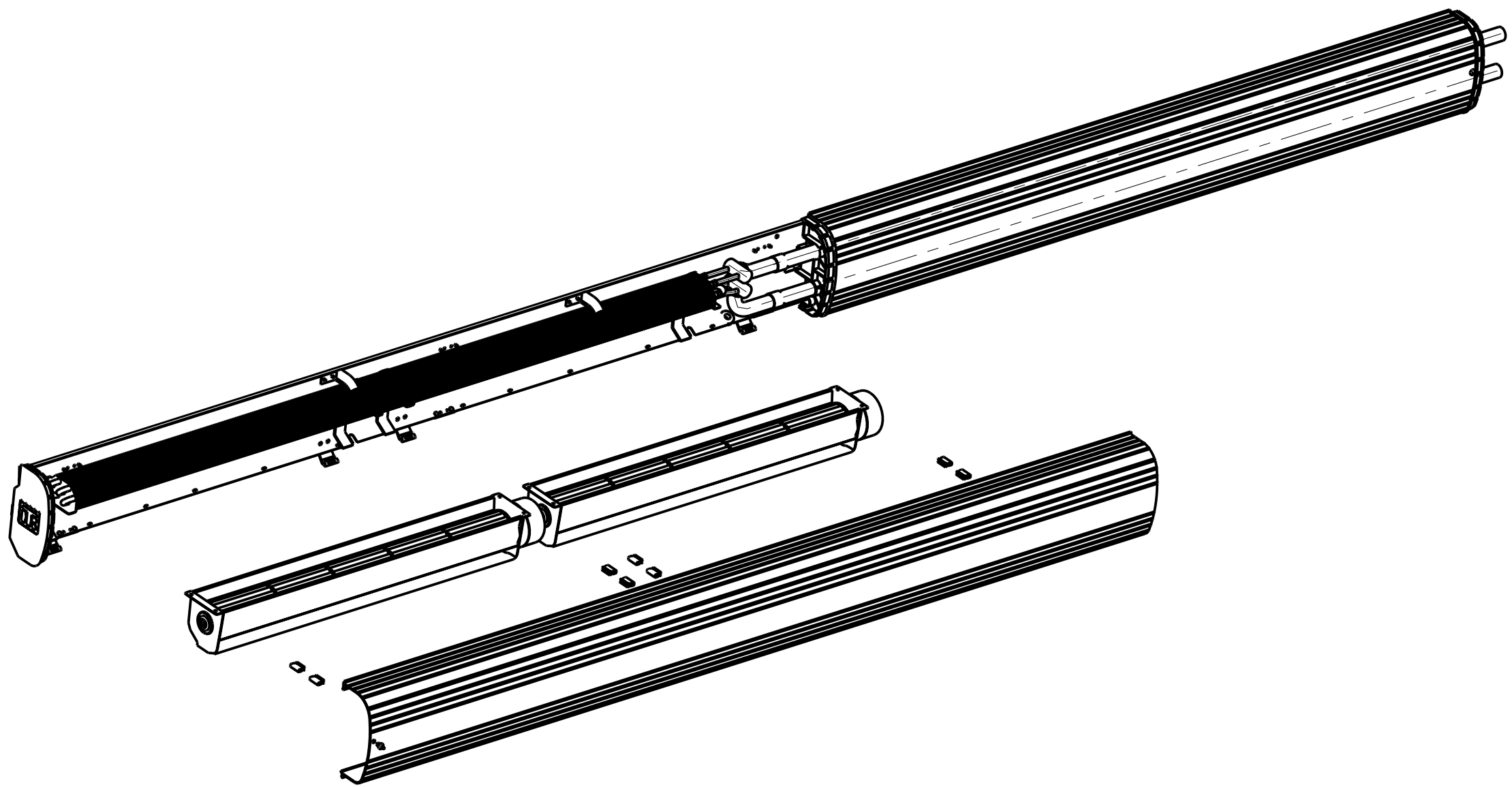
A



1. DISLODGE PLASTIC RIVET AND REMOVE COVER. UNFASTEN THE HARNESS AND ELECTRICAL CONNECTIONS.



2. REMOVE THE CLIPS THAT SECURE THE BLOWER TO THE COIL.

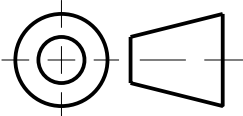


3. REMOVE BLOWERS.

INGERSOLL-RAND IS THE SOLE OWNER OF THIS DRAWING AND ALL INFORMATION IN IT, WHICH ARE PROTECTED BY COPYRIGHT AND OTHER LAWS AND MAY BE SUBJECT TO LAWS REGARDING EXPORTING INFORMATION OUTSIDE OF THE U.S. THIS DRAWING MAY BE USED ONLY BY ITS RECIPIENTS FOR THE PURPOSE FOR WHICH IT IS PROVIDED AND ONLY BY THE RECIPIENT, WHO AGREES THAT IT WILL NOT, WITHOUT INGERSOLL-RAND'S PRIOR WRITTEN PERMISSION: 1) DISCLOSE NOR USE THIS DRAWING OR THE INFORMATION IN IT EXCEPT AS SPECIFIED ABOVE; OR 2) MAKE ANY COPIES OF OR EXTRACTS, REVISIONS, OR UPDATES FROM THE DRAWING. ALL COPIES MUST BE RETURNED TO INGERSOLL-RAND UPON COMPLETION OF THE WORK FOR WHICH THEY HAVE BEEN PROVIDED OR UPON ANY EARLIER REQUEST.

UNLESS OTHERWISE SPECIFIED  
DIMENSIONS ARE IN INCHES.  
INTERPRET DIM AND TOL PER  
ASME Y14.5M - 1994

THIRD ANGLE PROJECTION



FINISH

CAD GENERATED DRAWING.  
DO NOT MANUALLY UPDATE

UNLESS OTHERWISE SPECIFIED TOLERANCES  
ON DIMENSIONS PER TKS09109

DRAWN	G. DAVIDSON	DATE	26-May-09
CHECKED	-	-	-
APPROVED	-	-	-
ENG APPVL	-	-	-

**IR** Ingersoll-Rand  
Thermo King

TITLE  
**DIAGRAM  
CONVECTOR  
BLOWER REMOVAL**

SIZE D	CODE IDENT NO	DWG NO <b>DIA_BL_REM</b>	REV A
-----------	---------------	-----------------------------	----------

SCALE 0.125

SHEET 1 OF 1