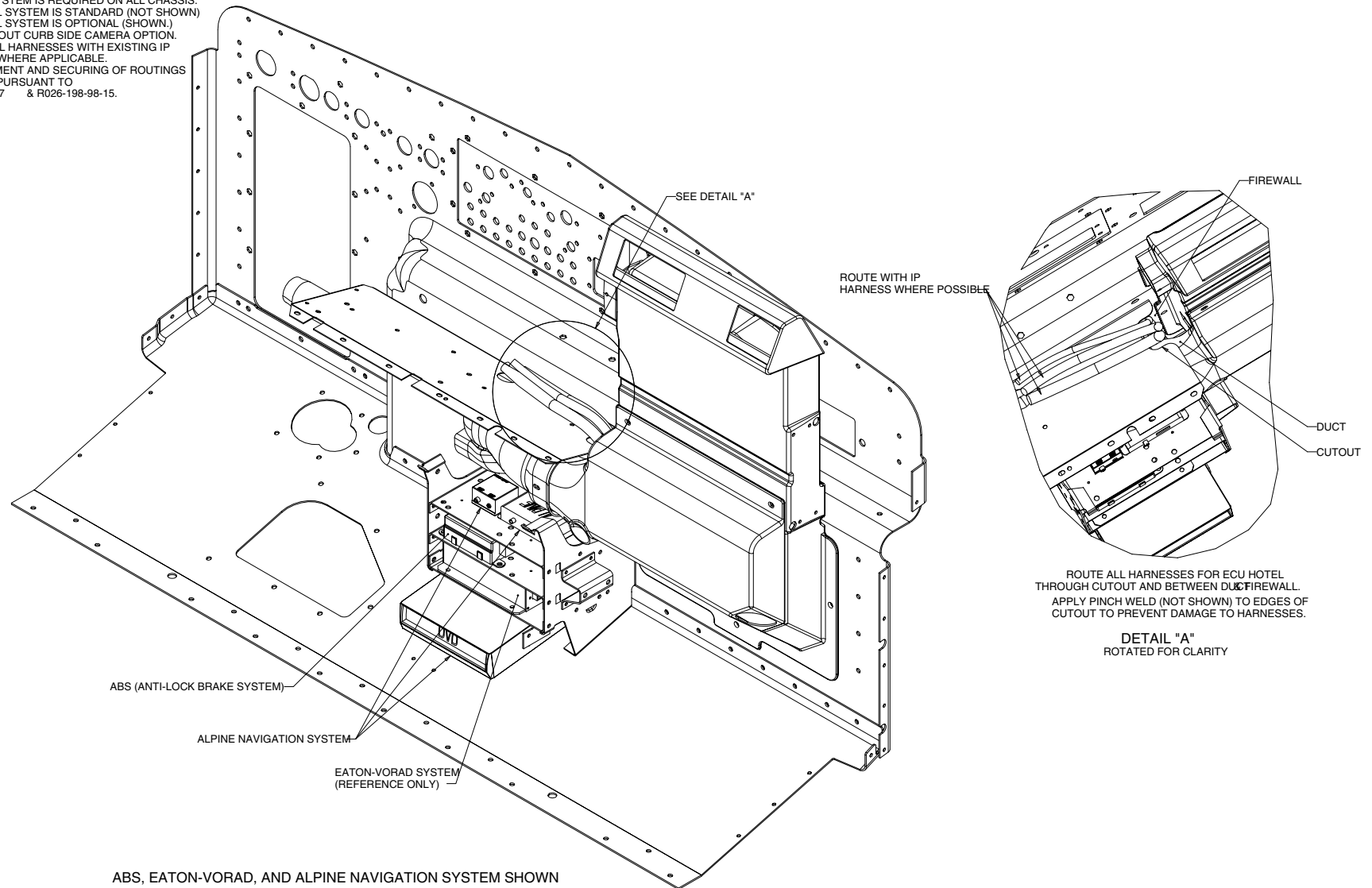
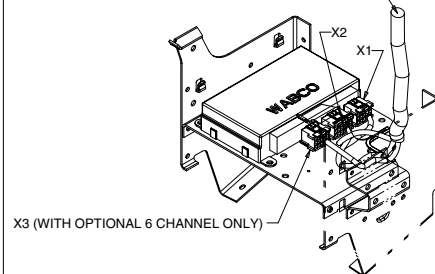


## NOTES:

- 1) USE WITH ANY OF THE FOLLOWING MODELS:  
T600, T800, T800SH, OR W900.  
DO NOT USE WITH T800CC (CITY CAB) OR T800WC (WORK CAB.)
- 2) USE WITH BCU (B-CAB INTERIOR UPGRADE) CHASSIS.
- 3) SEE SHEET 2 AND 3 FOR ROUTING OPTIONS AT THE ECU HOTEL.
- 4) SEE R414-1220 FOR ADDITIONAL ROUTING INFORMATION WITH ALPINE NAVIGATION SYSTEM.  
SEE R414-1161 FOR ADDITIONAL ROUTING INFORMATION WITH EATON-VORAD SYSTEM.  
ECU (SHOWN HERE FOR REFERENCE ONLY) AND SENSORS ARE TO BE INSTALLED BY KENWORTH DEALERS.  
SEE R414-1222 FOR ADDITIONAL ROUTING INFORMATION WITH ABS "E" SYSTEM.
- 5) ABS "E" SYSTEM IS REQUIRED ON ALL CHASSIS.
- 4 CHANNEL SYSTEM IS STANDARD (NOT SHOWN)
- 6 CHANNEL SYSTEM IS OPTIONAL (SHOWN.)
- 6) USE WITHOUT CURB SIDE CAMERA OPTION.
- 7) ROUTE ALL HARNESES WITH EXISTING IP HARNESS WHERE APPLICABLE.
- 8) CONTAINMENT AND SECURING OF ROUTINGS SHALL BE PURSUANT TO  
R026-198-77 & R026-198-98-15.



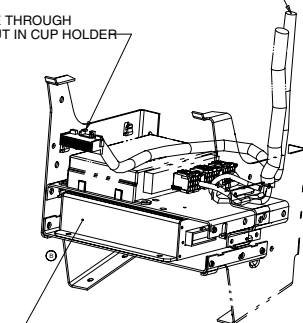
(P92-1768)  
ROUTE THROUGH CUTOUT AND  
BETWEEN FIREWALL & DUCT.  
SEE DETAIL "A", SHEET 1



USE WITH ABS ONLY (STANDARD EQUIPMENT)  
USE WITH STD 4 CHANNEL SYSTEM  
OR WITH OPTIONAL 6 CHANNEL SYSTEM  
(OPTIONAL 6 CHANNEL SYSTEM SHOWN)

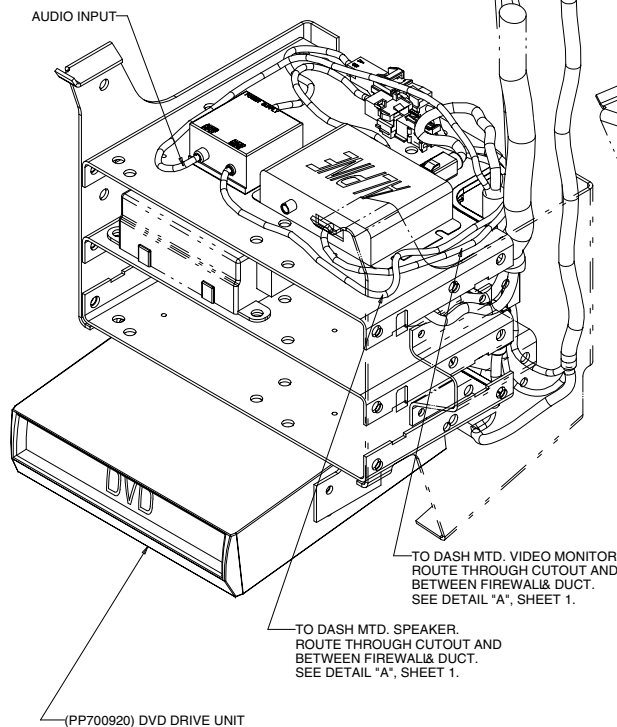
(P92-1669)  
ROUTE THROUGH CUTOUT AND  
BETWEEN FIREWALL & DUCT.  
SEE DETAIL "A", SHEET 1

ROUTE THROUGH  
CUTOUT IN CUP HOLDER



USE WITH ABS AND EATON VORAD SYSTEM

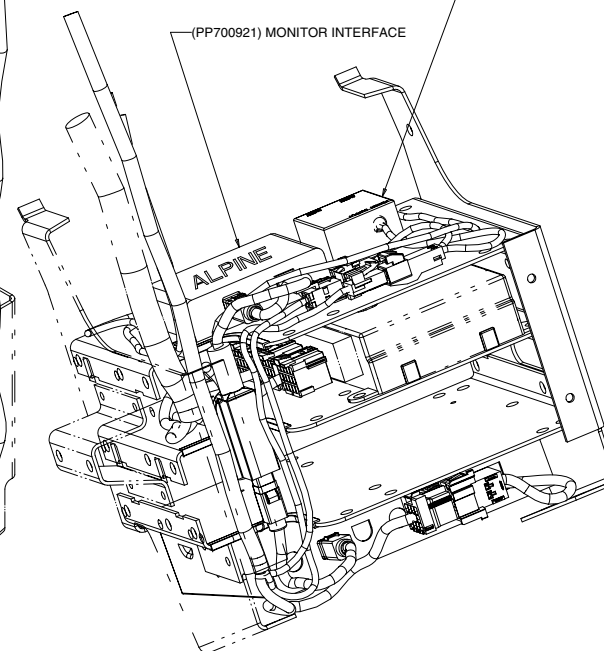
(P92-1687)  
ROUTE THROUGH CUTOUT AND  
BETWEEN FIREWALL & DUCT.  
SEE DETAIL "A", SHEET 1.

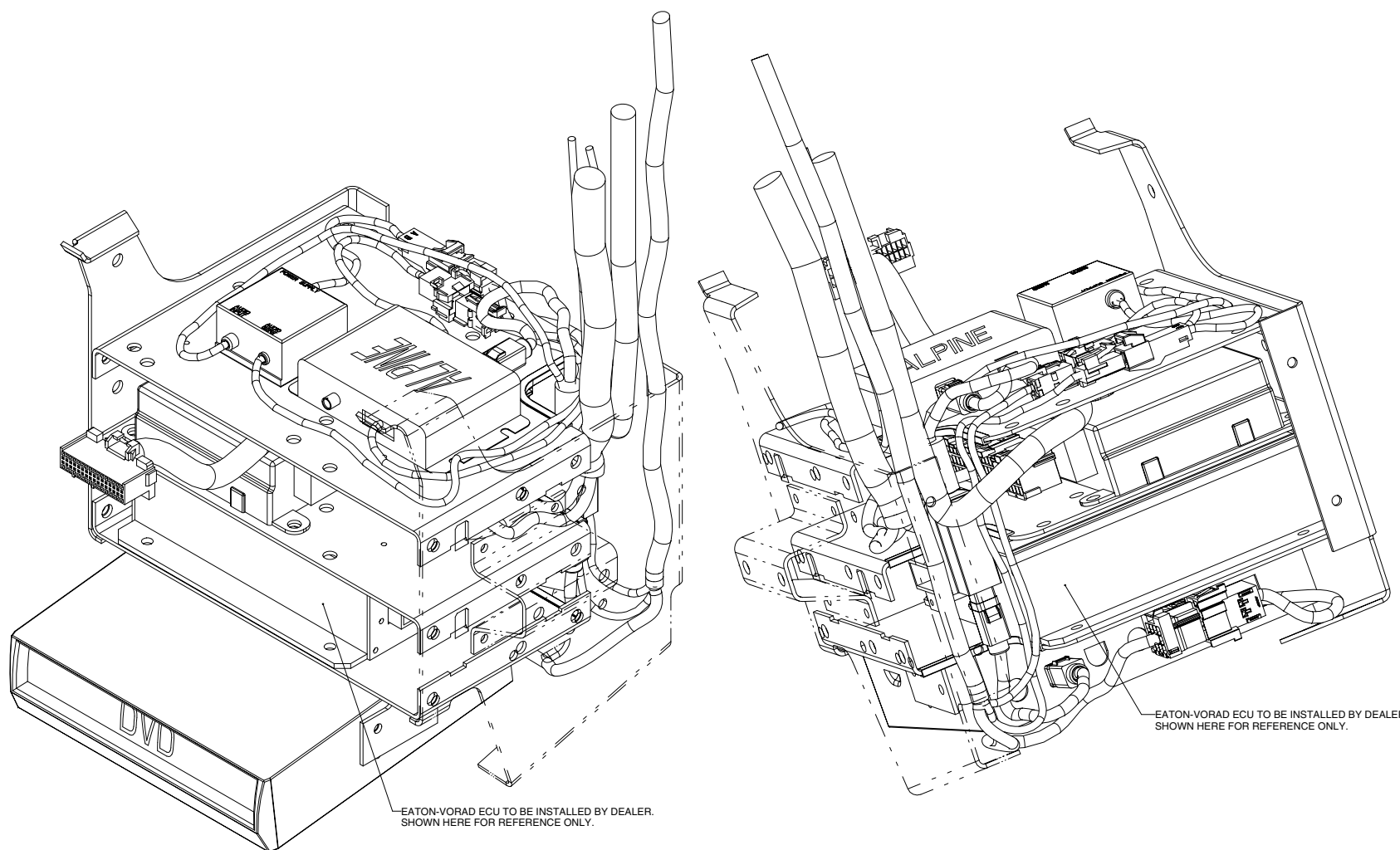


USE WITH ABS AND ALPINE NAVIGATION SYSTEM

(PP700924) SPEAKER AMPLIFIER

(PP700921) MONITOR INTERFACE





USE WITH ABS, ALPINE NAVIGATION SYSTEM  
AND EATON-VORAD SYSTEM