

FLA COE  
FLB COE  
FLD Conventional  
Business Class  
FLC 112 Conventional

Century Class Conventional  
Argosy COE  
Cargo  
Columbia

> Coronado  
Business Class M2  
> Cascadia  
108SD/114SD

Freightliner  
Service Bulletin

## General Information

Cummins ISX engines in EPA10 Cascadia and Coronado models have one of two heat shields installed to protect the air intake ducting from possible high temperatures. Further testing has determined that this heat shield is not needed. If damaged, the heat shield should be fully removed, and not replaced. If the heat shield is not damaged, no action is necessary.

Both heat shield designs have three mounting points. See [Fig. 1](#) and [Fig. 2](#). The heat shield installation that includes a lower bracket should also have the bracket removed, so it cannot vibrate and cause stress at the mounting points. Access to the lower-rearward nut on this bracket may be difficult due to the EGR pipe. To loosen the nut, use a 13 mm 1/4-inch-drive U-joint swivel socket; see [Fig. 3](#). Depending on the brand of socket, it may be necessary to trim the length of the socket slightly to gain enough clearance to remove the nut.




Fig. 1, Heat Shield Removal, No-Bracket Design

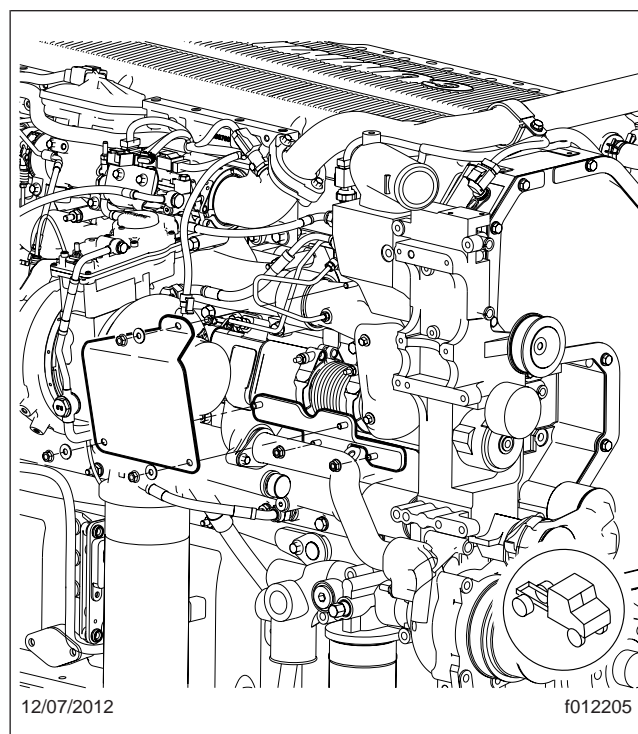


Fig. 2, Heat Shield Removal, With-Bracket Design

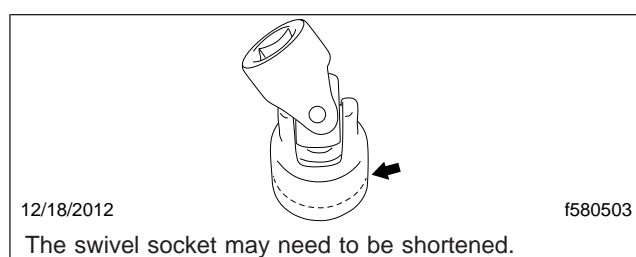


Fig. 3, 13 mm 1/4-inch-drive U-joint Swivel Socket

**Freightliner  
Service Bulletin**

 FLA COE  
 FLB COE  
 FLD Conventional  
 Business Class  
 FLC 112 Conventional

 Century Class Conventional  
 Argosy COE  
 Cargo  
 Columbia

 > Coronado  
 Business Class M2  
 > Cascadia  
 108SD/114SD

## Warranty

This procedure is warrantable only if the described condition exists and the repair is performed within the applicable base or extended coverage warranty period. If a failure is not found, this procedure is considered preventive and warranty does not apply.

Normal warranty applies. See [Table 1](#) for QuickClaim damage code and labor allowance information. Refer to this service bulletin by number at the beginning of the claim comments. See [Table 2](#) for OWL VMRS codes and labor allowance information. Enter this service bulletin number in the *Service Bulletin #* field.

QuickClaim Damage Code and Labor Allowance			
Damage Code	SRT Code	Description	Time: Hours
189-000032130	189-5007A	Cummins ISX EPA10, Heat Shield Remove	0.5

**Table 1, QuickClaim Damage Code and Labor Allowance**

OWL VMRS Codes and Labor Allowance					
Primary Failed Part	Component Code	Cause Code	SRT Code	Description	Time: Hours
03-38382-000 or 03-38507-000	041-001-053	12	189-5007A	Cummins ISX EPA10, Heat Shield Remove	0.5

**Table 2, OWL VMRS Codes and Labor Allowance**