

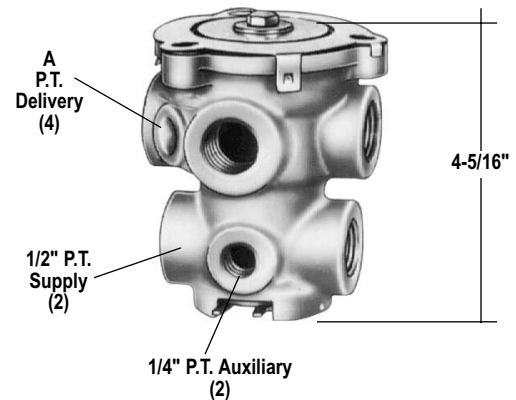
E-2 Brake Valve (Basic)

- Available Remanufactured Exchange
- Maintenance Kits
 - Pc. No. 276119 Minor Repair
 - Pc. No. 289324 Major Repair

Treadle and Mounting Plate
Not Furnished. If Required, Refer To
Master Parts Catalog

V.M.R.S. 13-010-019

Basic E-2 Pc. No.	A Pipe Thread (Delivery)
229500	3/8"
229501	1/2"

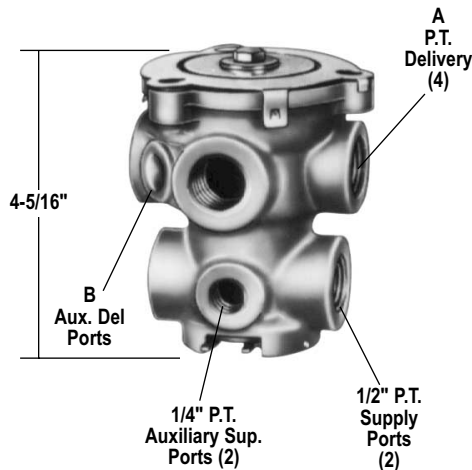


E-3 Brake Valve (Basic)

- Available Remanufactured Exchange
- Maintenance Kits
 - Pc. No. 276119 Minor Repair
 - Pc. No. 289329 Major Repair

Treadle and Mounting Plate
Not Furnished. If Required Refer To
Master Parts Catalog.

V.M.R.S. 13-010-019



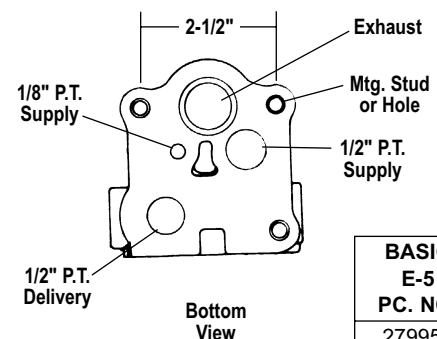
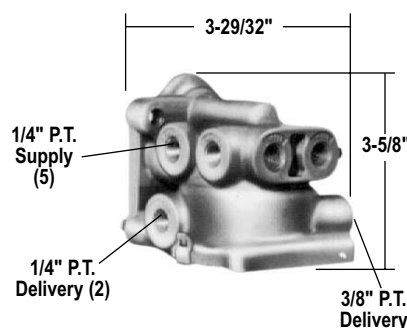
Basic E-3 Pc. No.	A Pipe Thread (Delivery)	B Auxiliary Ports
277863	1/2"	NONE
278998	1/2"	2-1/4"

E-5 Brake Valve (Basic)

- Available Remanufactured Exchange
- Maintenance Kits
 - Pc. No. 281084 Minor Repair
 - Pc. No. 289334 Major Repair

Pedal and Mounting Plate Not
Furnished. If Required Refer To Master
Parts Catalog.

V.M.R.S. 13-010-019



BASIC E-5 PC. NO.
279950



E-8P

E-10P



E-10PR

NEW SERVICE BASIC E-8P	REPLACES E-12	COMMENTS
800629	065313, 800583	Lower Body Rotated 90°
800630	065458	Lower Body Rotated 90°
800631	065460, 800407	1/2 NPT Exhaust

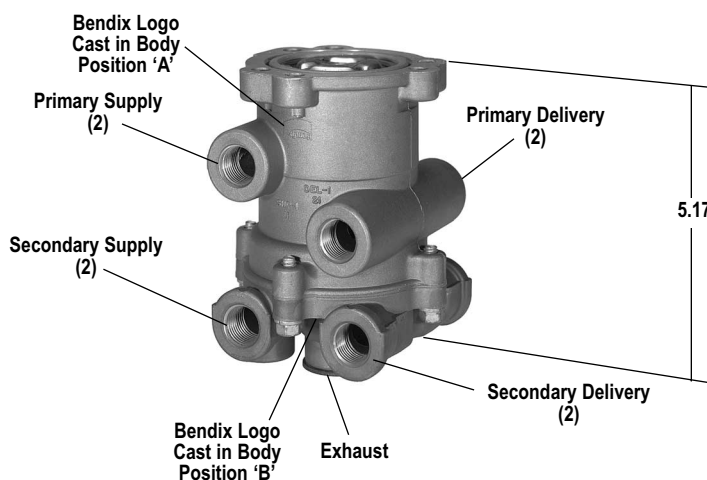
NEW SERVICE BASIC E-10P	REPLACES E-15
800632	065315
800632	800318

NEW SERVICE BASIC E-10P	REPLACES E-15R
800632	800319

E-12 & E-15 Dual Brake Valves (Basic)

V.M.R.S. 13-010-051

KIT	Look for the location of the Bendix Logo to determine kit required	
	A	B
Minor	108367	106689




E-14 Dual Brake Valve (Basic)

- Maintenance Kit
- Pc. No. 108367 Minor

V.M.R.S. 13-010-051

BASIC E-14 PC. NO.	COMMENTS
065314	—
065317	Exhaust Port Threaded
065395	Used with Manifold

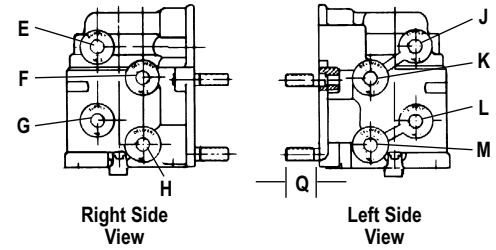



E-7 Dual Brake Valve (Basic)

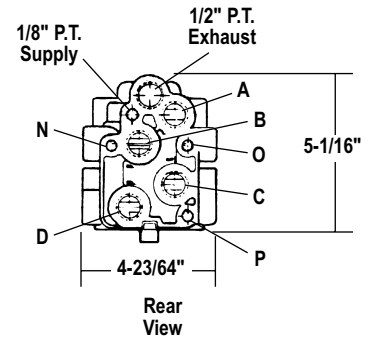
- Available Remanufactured Exchange
- Maintenance Kits
 - Pc. No. 289352 Minor Repair
 - Pc. No. 289353 Major Repair

Pedal and Mounting Plate Not
Furnished. If Required Refer To
Master Parts Catalog.

V.M.R.S. 13-010-051



Basic E-7 Pc. No.	Port Thread Sizes & Locations												Mtg. Studs in Positions "N", "O" "P"	Stud Length Q	Stud Thread Size
	A	B	C	D	E	F	G	H	J	K	L	M			
†284760	No Thd	No Thd	No Thd	No Thd	1/4	—	1/4	—	—	—	—	—	No	—	—
286773	1/2	1/2	1/2	1/2	1/4	1/4	1/4	1/4	1/4	1/4	1/4	1/4	Yes	1-1/2	3/8-24
286775	1/2	1/2	1/2	1/2	1/4	1/4	1/4	1/4	1/4	1/4	1/4	1/4	Yes	3/4	3/8-16
287411	1/2	1/2	1/2	1/2	1/4	1/4	1/4	1/4	3/8	3/8	3/8	3/8	No	—	—
*287564	1/2	1/2	1/2	1/2	1/4	3/8	1/4	3/8	1/4	1/4	1/4	1/4	Yes	15/16	3/8-16
*288383	1/2	1/2	1/2	1/2	1/4	1/4	1/4	1/4	1/4	1/4	1/4	1/4	No	—	—




† Ford Basic Valve Kit: INCLUDES BASIC VALVE,
(2) - 293561 - SEALING RINGS (6) - 247298 - SEALING RINGS
(2) - 247227 - SEALING RINGS
* EXHAUST PORT CONTAINS DIAPHRAGM

E-6 Dual Brake Valve (Basic)

- Available Remanufactured Exchange
- Maintenance Kits
 - Pc. No. 287368 Minor Repair
 - Pc. No. 289335 Major Repair

Treadle and Mounting Plate Not Furnished. If Required Refer To Master Parts Catalog.

V.M.R.S. 13-010-051



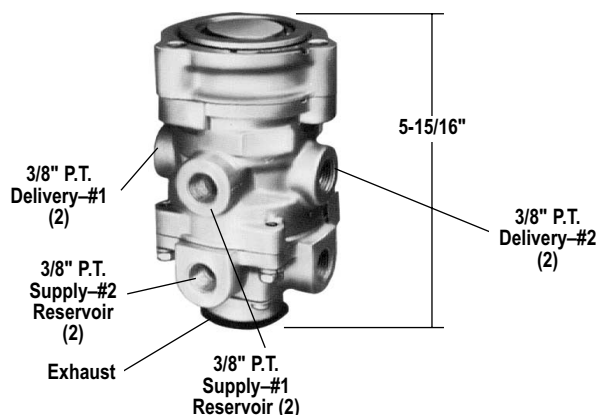
BASIC
E-6
PC. NO.
286171

E-10 Dual Brake Valves (Basic)

- Maintenance Kit
 - Pc. No. 102100

Treadle and Mounting Plate Not Furnished. If Required, Refer to Master Parts Catalog.


V.M.R.S. 13-010-051



Basic E-10
Pc. No.
101100

BVA-85 Brake Valve Actuator

BVA-85 Pc. No.	Comments
5009593	Push to connect fittings
5009594	NPT Ports

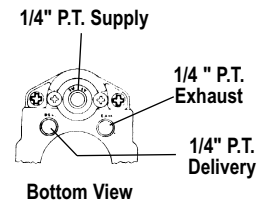
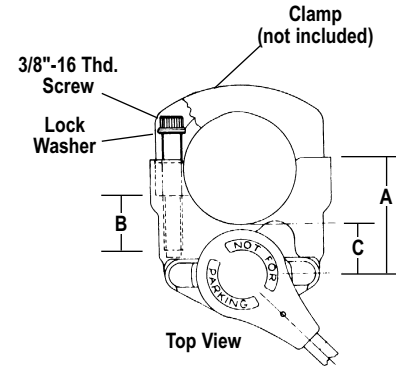


TC-2 Brake Valve (Basic)

- Available Remanufactured Exchange
- Maintenance Kit
Pc. No. 276122

Handle - Not Furnished. If Required
Refer To Master Parts Catalog.

V.M.R.S. 13-010-014



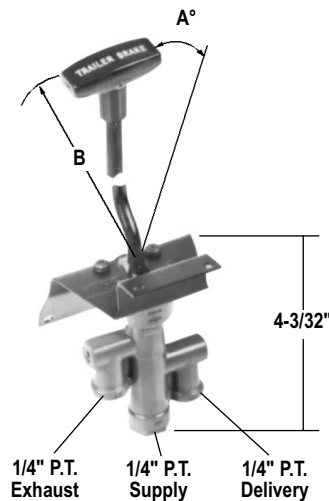
Basic TC-2 Pc. No.	Grad. Range Pressure (p.s.i.)	Final Delivery Pressure (p.s.i.)	A	B Thd./Drill Depth	C
101460	5-125	125	2.35	1.4	.97
276270	5-80	Reservoir	3.44	1.1	2.1
800172	5-125	Reservoir	1.25	Through	.09
800173	5-80	80	1.25	Through	.09

TC-6 Brake Valve

- Maintenance Kit
Pc. No. 289890

Mounting Plate Not Furnished. If
Required Refer To Master Parts
Catalog.

V.M.R.S. 13-010-159



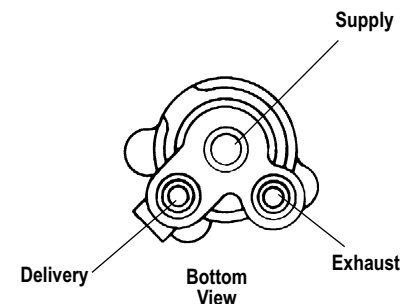
Basic E-6 Pc. No.	Handle		Final Delivery Pressure (p.s.i.)
	A°	B inches	
065512	55	7.03	85
106385	55	8.93 Self Returning	85
101786	75	8.52	120
289884	75	4.5	120
289885	75	4.5	50
5003601	55	8.9	85

TC-7 Brake Valve

- Maintenance Kit
Pc. No. 102145

Handle and Mounting Bracket Not Furnished.
If Required Refer To Master Parts Catalog.

V.M.R.S. 13-010-159



Basic TC-7 Valve Pc. No.	Remarks	Handle Travel	Final Delivery Pressure	Ports*
101860	Positioning	71° CW	Reservoir	1/4 PT
102394	Self returning	71° CW	Reservoir	1/4 PT
102707	Positioning	50° CW	80 psi	1/4 PT
108233	Self returning	50° CW	80 psi	1/4 PT
109389	Positioning	71° CW	Reservoir	3/8 PTC
109409	Self returning	71° CW	Reservoir	3/8 PTC

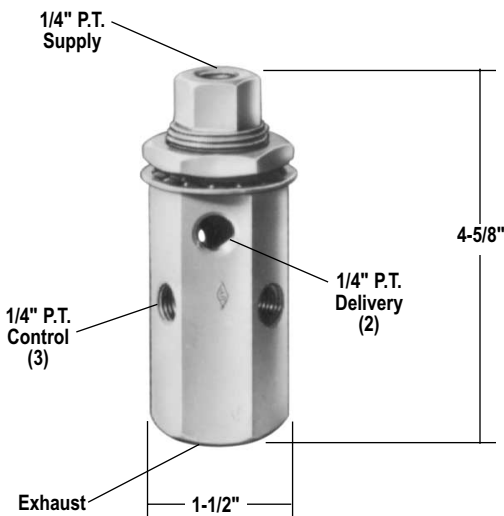
*PTC - Push To Connect

TR-2 Inversion Valve

- Available Remanufactured Exchange
- Maintenance Kit 281138

V.M.R.S. 13-010-047

NOTE: With 125 P.S.I. supply pressure valve must begin to exhaust at 65 P.S.I. nominal ascending control pressure. Valve must deliver full supply pressure with 40 P.S.I. nominal descending control pressure.



TR-2 PC. NO.
277340

TR-3 Inversion Valve

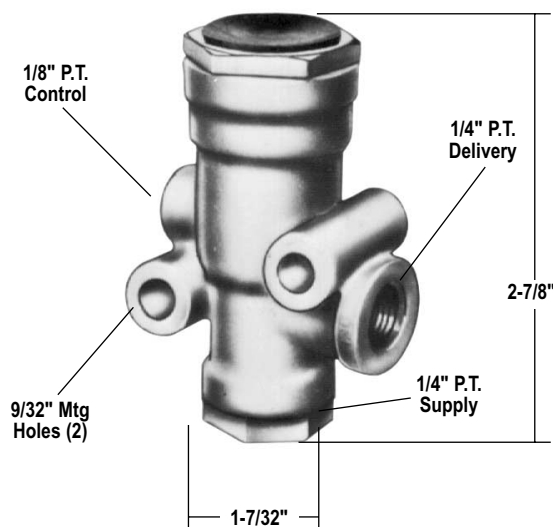
- Available Remanufactured Exchange

V.M.R.S. 13-010-047

NOTE: With common control & supply pressure inlet opens at "A" P.S.I. descending pressure and exhaust opens at "B" P.S.I. ascending pressure.

TR-3 Pc. No.	A PSI	B PSI
280758	45	60
281318	35	70
281459	25	40
*101450	25	40

*Special Duty-Bus Application



Air Brake Training from the Air Brake Experts

Bendix offers a four part computer-animated training video series entitled 'Air Brake Systems.' This complete training package contains one four part video and five workbooks featuring Bendix air brake components and related vehicle systems.

Informative and easy to understand video and workbooks

The video program teaches the entire air brake system in a building block format:

- Part 1 presents the air generation system
- Part 2 the service brake system
- Part 3 the emergency and parking brake system
- Part 4 the tractor equipment and complete trailer system

Each program is approximately 20 minutes and details air brake system components – from tractor to trailer - along with their operation. Computer animation makes this video easy to understand – pistons move, crankshafts rotate, and air changes color when pressure changes.

The workbook, which contains illustrations, system schematics, and questions and answers for immediate viewer feedback are also part of this training package.

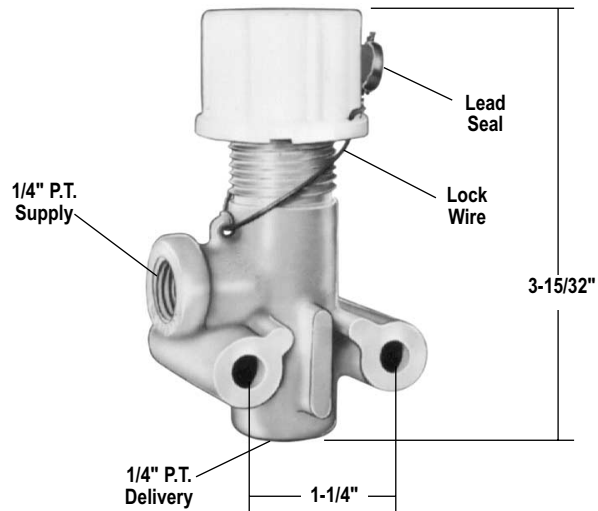
Order piece number BW1673.

PR-2 Pressure Protection Valve

V.M.R.S. 13-010-044

With Adjustable Pressure Setting.

PR-2 Pc. No.	Nominal Closing Pressure P.S.I.	Comments
277147	65	
277148	85	
277222	95	
277226	60	
277227	75	
279505	65	w/lockwire
281467	50	w/lockwire
282517	60	w/lockwire



PR-4 Pressure Protection Valve

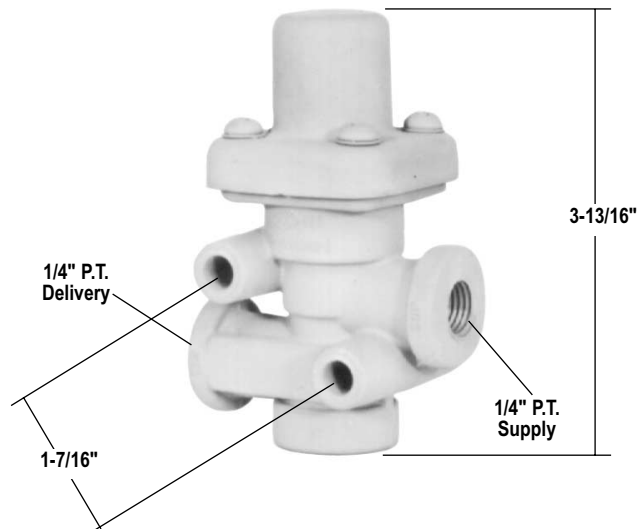
• Maintenance Kit 287366 (Note: Not for use with 103976)

V.M.R.S. 13-010-044

Fixed Pressure Setting.

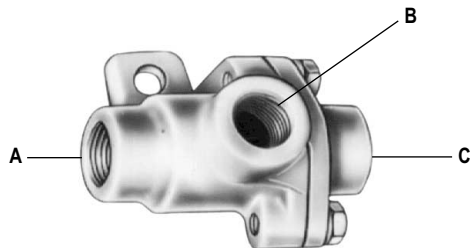
PR-4 Pc. No.	Nominal Closing Pressure	Supply & Delivery Ports
286500	85 P.S.I.	1/4
288323	70 P.S.I.	1/4
*103976	45 P.S.I.	1/2

*For use in aftercooler or air dryer installations where the compressor inlet is turbocharged. See Product Bulletin PRO-08-13 for installation instructions. Maint. Kit 287366 may not be used.

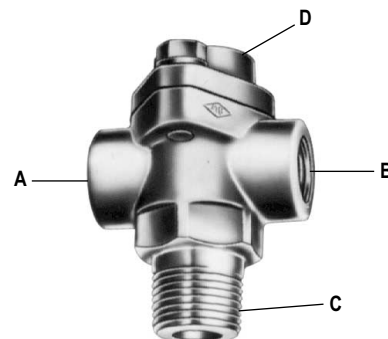


Double Check Valves

V.M.R.S. 13-010-092




DC-4 Double Check Valve Pc. No.	Pipe Thread Dimensions		
	A	B	C
278614	3/8"	3/8"	3/8"
278615	1/4"	1/4"	1/4"



DC-4 Double Check Valve Pc. No.	Pipe Thread Dimensions			
	A	B	C	D
278595	1/4"	1/4"	1/2"	1/4"
278596	3/8"	3/8"	1/2"	1/4"
278597	1/4"	1/4"	3/8"	1/4"
278598	3/8"	3/8"	3/8"	1/4"
280809	3/8"	3/8"	3/8"	3/8"

Single Check Valves – SC-3 valves replace both the SC-1 and SC-2 valves


V.M.R.S. 13-010-013



Single Check Valve: Female inlet – Female outlet		
A	B	Service New Part Numbers
1/4"	1/4"	801144
1/2"	1/2"	800370
3/4"	3/4"	800369



Single Check Valve: Female inlet – Male outlet		
A	B	Service New Part Numbers
1/4"	1/8"	800374
1/4"	1/4"	800375
3/8"	3/8"	800373
1/2"	1/2"	800372





Single Check Valve: Female inlet – Male outlet		
A	B	Service New Part Numbers
1/2"	1/2"	800376

QR-L Inline Quick Release Valve

V.M.R.S. 13-010-008

Service Pc. No.	Description
800332	Frame or Bracket Mount
800333	Direct Mount



QRN-2 Quick Release Valve

The QRN-2 quick release valve is a lightweight, nonmetallic quick release valve.


Supply port: 1/2" or 3/8"

V.M.R.S. 13-010-008

Quick Release Valve Changeovers

QRN-2 Svc. Pc. No.	Supply Port	Crack Press.	Delivery Ports
800064	3/8" NPT	0 PSI	3/8" NPT
800063	1/2" NPT	0 PSI	3/8" NPT
800219	1/2" P.T.C.	0 PSI	1/2" P.T.C.

P.T.C. - Push-to-connect fittings



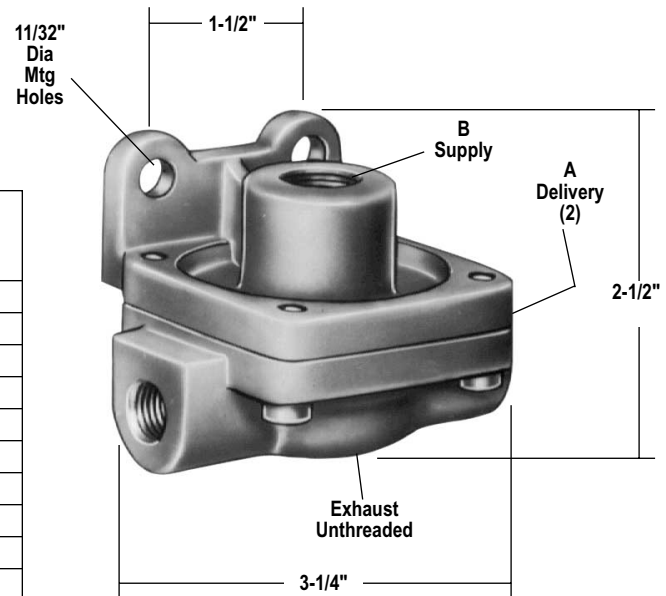
QR-1 Quick Release Valve

• Available Remanufactured Exchange

V.M.R.S. 13-010-008

QR-1 Reman. Exch. Pc. No.	QR-1 Service New Pc. No.	Port P.T. Size		Crack Press.	Comment
		A	B		
229813X	229813	1/4"	3/8"	1 PSI	
229844X	229844	1/4"	1/2"	1 PSI	
229859X	229859	3/8"	3/8"	1 PSI	
229860X	229860	3/8"	1/2"	1 PSI	
281024X	281024	1/4"	1/4"	1 PSI	
*288251X	*288251	3/8"	3/8"	1 PSI	
278483X	278483	3/8"	1/2"	5-8 PSI	
102344X	102344	3/8"	3/8"	10-16 PSI	
289525X	289042	1/4"	3/8"	1 PSI max	w/insert
289525X	289525	3/8"	3/8"	1 PSI max	w/insert

*3/8" P.T. Exhaust Port




QRN Quick Release Valve

• Maintenance Kit 104463

V.M.R.S. 13-010-008

QRN Quick Release Valve Service Pc. No.	Port Sizes		Crack Press	Mtg.
	A Supply	B Delivery		
065066	1/2"	3/8"	1 PSI Max	.34 holes
065067	3/8"	3/8"	1 PSI Max	.34 holes
065068	3/8"	3/8"	5-8 PSI	.34 holes
065212	3/8"	3/8"	1 PSI Max	.34 x .75 slots
065213	3/8"	3/8"	4.5-7.5 PSI	.34 x .75 slots
065214	3/8"	3/8"	2-4.5 PSI	.34 x .75 slots
065215	1/2"	3/8"	5-8 PSI	.34 holes
065311	1/2"	3/8"	4.5-7.5 PSI	.34 x .75 slots
065347	1/2"	3/8"	2-4.5 PSI	.34 x .75 slots
800439	1/2"	3/8"	2-4.5 PSI	—

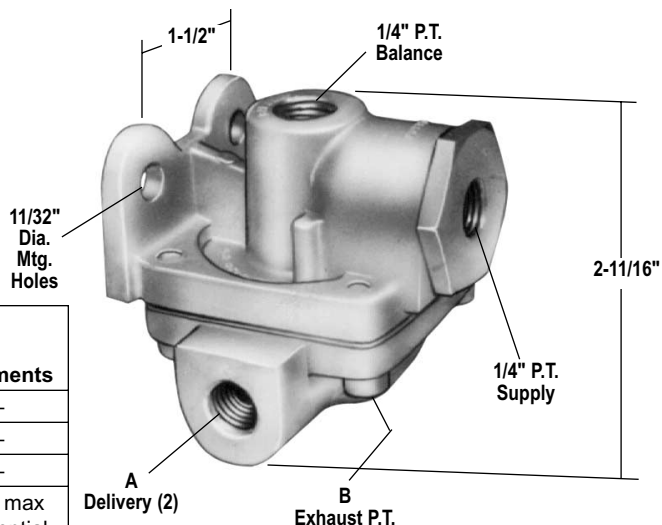


QR-1C Quick Release

- Available Remanufactured Exchange
- Supply and Delivery Differential is 0 PSI

V.M.R.S. 13-010-008

QR-1C Reman. Exch. Pc. No.	QR-1C Service New Pc. No.	A Delivery P.T. Size	B Exhaust P.T. Size	Comments
289182X	289182	1/4"	—	—
289714X	289714	3/8"	—	—
—	107881	3/8"	1/2" w/Silencer	—
—	800539	3/8"	—	1 psi max differential

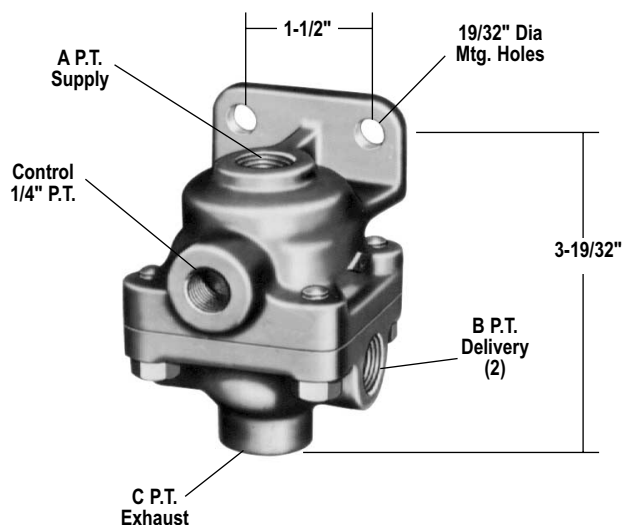


LQ-2 Limiting and Quick Release Valve

- Available Remanufactured Exchange
- Maintenance Kit 282098

V.M.R.S. 13-010-008

LQ-2 Reman. Exch. Pc. No.	LQ-2 Service New Pc. No.	A Pipe Thread	B Pipe Thread	C Pipe Thread
229505X	229505	3/8"	3/8"	—
229507X	229507	1/2"	1/4"	—
229509X	229509	3/8"	1/4"	—
288417X	288417	3/8"	3/8"	3/8"




LQ-4 Front Axle Ratio Valve

- Available Remanufactured Exchange
- Maintenance Kit 289500

V.M.R.S. 13-010-034

LQ-4 Reman. Exch. Pc. No.	LQ-4 Service New Pc. No.	Nominal Hold Off Pressure	Nominal Equalizing Pressure
101311X	101311	20	70
289144X	289144	4	60
289148X	289148	10	65




LQ-5 Bobtail Limiting Valve

- Available Remanufactured Exchange
- Maintenance Kit 107195

V.M.R.S. 13-010-010

LQ-5 Reman. Exch. Pc. No.	LQ-5 Service New Pc. No.
065154X	065154



BP-1 Air Brake Proportioning Valve

- BP-1 Front Maintenance Kit 104710
- BP-1 Rear Maintenance Kit 104711


V.M.R.S. 13-010-222

BP-1 Front Pc. No.	Nominal Hold Off Press (P.S.I.)	Nominal Equalizing Pressure (P.S.I.)
104598	4	50

V.M.R.S. 13-010-222

BP-1 Rear Pc. No.	Nominal Inshot Pressure (P.S.I.)	Nominal Equalizing Pressure (P.S.I.)
106284	8	105

Caution: The BP-1 front & BP-1 rear valves are similar in appearance but are NOT interchangeable. Note identification tag located




- Field Installation Kit **209923** (Vehicles **without** front axle limiting)
- Field Installation Kit **209924** (vehicles **with** front axle limiting)

BP-R1 Bobtail Brake Proportioning Relay Valve

- Maintenance Kit 106932
- Universal Mounting Bracket 296010 furnished with Exchange Valve

V.M.R.S. 13-010-222

BP-R1 Reman. Exch. Pc. No.	BP-R1 Service New Pc. No.	Crack Pressure
065145X	065145	4
065146X	065146	5.5



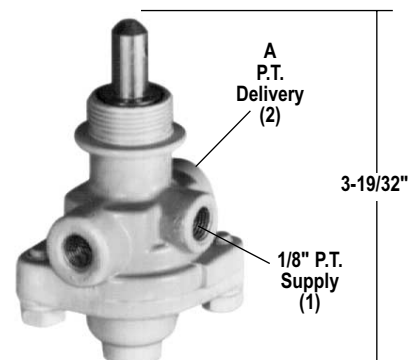
PP-1 Control Valve

- Available Remanufactured Exchange
- Maintenance Kit 281126
- Button and Mtg. Nut not Furnished with Exchange Valve
- Refer to Master Parts Catalog for Button or Dial Plate Pc. No.

V.M.R.S. 13-010-016

PP-1 Reman. Exch. Pc. No.	PP-1 Service New Pc. No.	Automatic Release Pressure	A P.T.
276566X	276566	20 PSI	1/8"
276567X	276567	40 PSI	1/8"
278450X	278450	—	1/8"
*281587X	*281587	40 PSI	1/8"
283828X	283828	60 PSI	1/8"
287417X	287417	30 PSI	1/4"
287600X	287600	40 PSI	1/4"

*Remote controlled

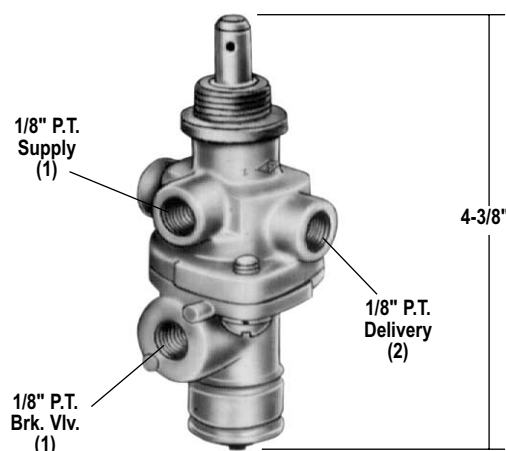


PP-2 Control Valve (Pressure Balanced)

- Available Remanufactured Exchange
- Maintenance Kit 281127
- Button and Mtg. Nut not Furnished with Exchange Valve
- Refer to Master Parts Catalog for Button or Dial Plate Pc. No.

V.M.R.S. 13-010-104

PP-2 Reman. Exch. Pc. No.	PP-2 Service New Pc. No.	Automatic Release Pressure
276462X	276462	40 PSI



PP-3 Control Valve (Automatic Tripper)

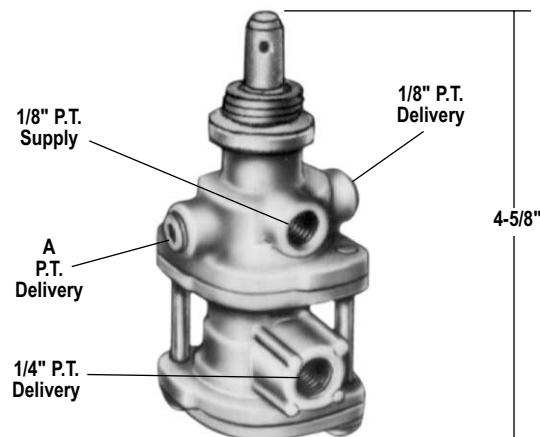
- Available Remanufactured Exchange
- Maintenance Kit 280857
- Button and Mtg. Nut not Furnished with Exchange Valve
- Refer to Master Parts Catalog for Button or Dial Plate Pc. No.

V.M.R.S. 13-010-016

PP-3 Reman. Exch. Pc. No.	PP-3 Service New Pc. No.	A P.T.
†*279787X	†*279787	None
288746X	288746	None
289477X	289477	1/8"
*289512X	*289512	1/8"

Tripper Exhausts at 30 P.S.I. & Charges above 50 P.S.I. Plunger Trips at 40 P.S.I. and Charges Manually.

*Remote Controlled
†Mtg. Nut Furnished

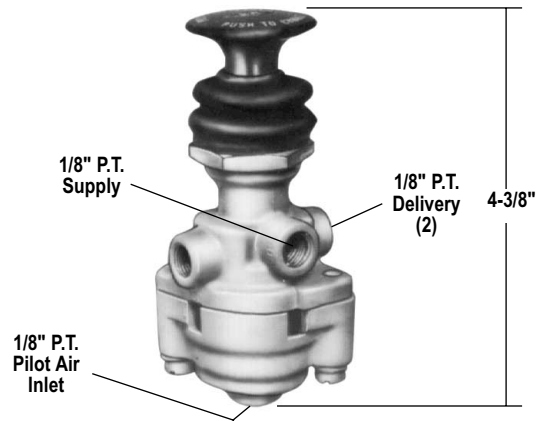


PP-5 Control Valve (With Pilot Air Release)

- Maintenance Kit 281949
- Button is Furnished with Valve Pc. No. 284744
- Refer to Master Parts Catalog for Button Pc. No.

V.M.R.S. 13-010-104

PP-5 Pc. No.	Automatic Release Pressure
281946	40 PSI
284744	Manual



PP-7 Trailer Supply Valve

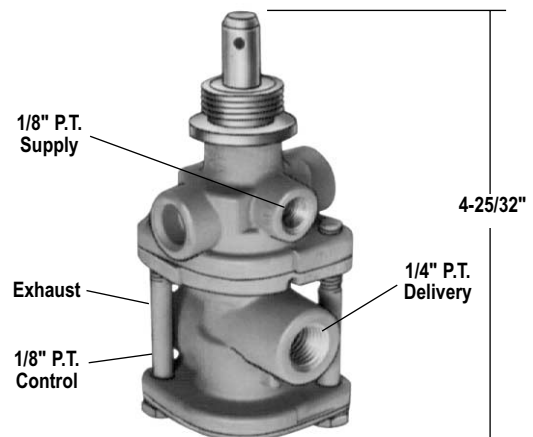
- Available Remanufactured Exchange
- Maintenance Kit 287367
- Button and Mtg. Nut not Furnished with Exchange Valve.
- Refer to Master Parts Catalog for Button or Dial Plate Pc. No.

V.M.R.S. 13-010-016

PP-7 Reman. Exch. Pc. No.	PP-7 Service New Pc. No.	Threaded Exhaust Port
288239X	288239	—
288241X	288241	1/4"
*288242X	*288242	—

* Remote Controlled

Automatic Release
Pressure 40 PSI




PP-8 Control Valve

- Available Remanufactured Exchange
- Button and Mtg. Nut not Furnished with Exchange Valve
- Refer to Master Parts Catalog for Button or Dial Plate Pc. No.

V.M.R.S. 13-010-104


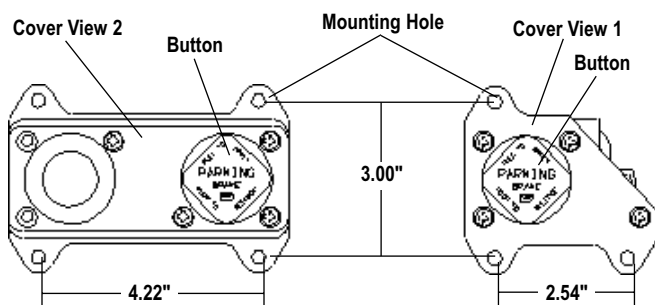
PP-8 Reman. Exch. Pc. No.	PP-8 Service New Pc. No.	B P.T.
287238X	287238	1/8"
287418X	287418	1/4"




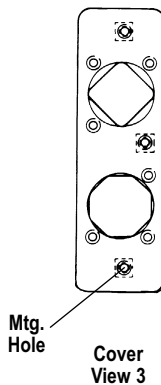
PP-DC Control Valve

- Maintenance Kit 5006939

V.M.R.S. 13-101-017



Service Pc. No.	Cover View	Mounting Hole	Port Type
065643	2	.27" DIA.	Push-to-connect (³ / ₈ " O.D. Tubing)
065661	1	1/4-20 THD.	Push-to-connect (³ / ₈ " O.D. Tubing)
065690	1	.27" DIA.	Push-to-connect (³ / ₈ " O.D. Tubing)
800034	2	.27" DIA.	1/4"-18 N.P.T.
800142	1	1/4-20 THD.	1/4"-18 N.P.T.
800309	3	M-6	Push-to-connect (³ / ₈ " O.D. Tubing)

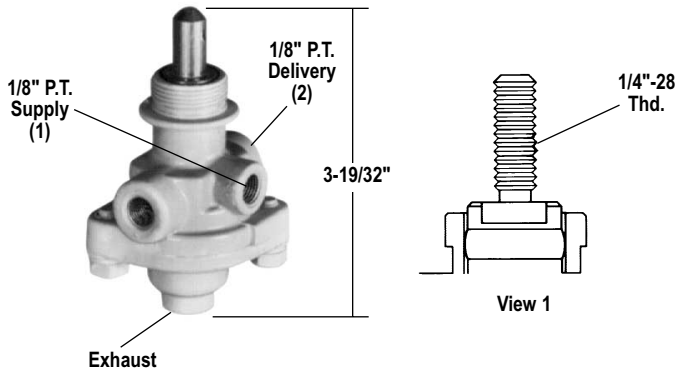


RD-3 Push Type Control Valve

- Available Remanufactured Exchange
- Maintenance Kit 281126
- Button Not Furnished with Exchange Valve, Roll Pin Furnished
- Refer to Master Parts Catalog for Button or Dial Plate Pc. No.

V.M.R.S. 13-010-104

Basic RD-3 Pc. No.	Comments
286211	—
104644	See View 1



MV-2 Control Module

- Buttons are not supplied with Spool Inserts. Refer to Master Parts Catalog for Button Pc. Nos.
- Maintenance kit for dual circuit supply valve is Pc. No. 101557.

V.M.R.S. 13-010-112


MV-2 Control Module Pc. No.	Mounting Hole
101437	1/4" UNTHREADED
101890	1/4-20 THD.
102027	#10-24 THD.



Valve "A"
Spool Assy.
101569



Valve "B"
Spool Assy.
101570



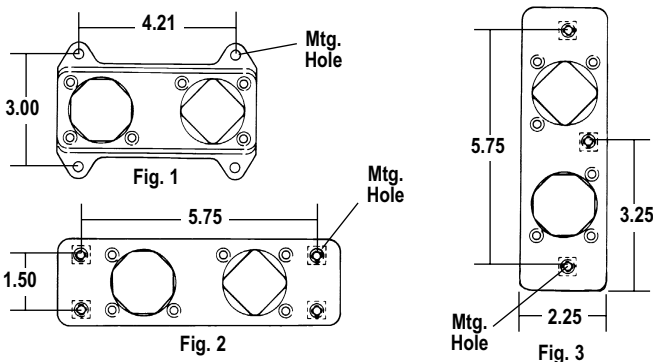


MV-3 Control Module

- Maintenance Kit 107216 (old style) or 5002741 (new style)
- Shuttle Kit 107217 (old style) or 5002742 (new style)
- (See check valve material to determine kit piece numbers)

V.M.R.S. 13-010-112

Service Pc. No.	Replaces	Mtg. Plate Figure	Mtg. Hole Dia./Thd.	Aux. Port Thd. (NPT)	Comments
800257	065523	1	0.27	—	Push-in Fittings-3/8"
800259	800036	1	1/4-20	—	Push-in Fittings-3/8"
800516	065157	1	0.27	—	
800517	065159 065379	2	M6 x 1-6H	—	
800518	065160	1	0.27	1/8-27	
800519	065186	1	1/4-20	—	
800521	065192	3	1/4-20	—	
800522	—	1	M6 x 1-6H	1/8-27	
800523	065248	1	#10-24	—	
800573	065187	1	1/4-20	—	
800584	065208	1	M6 x 1-6H	1/8-27	

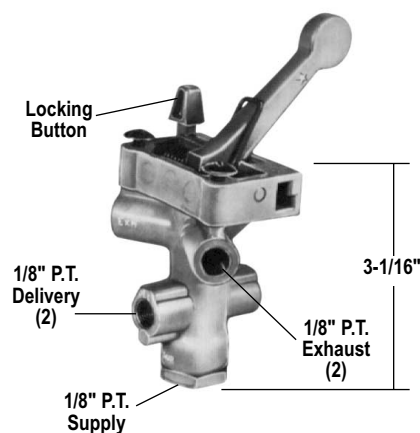


TC-4 Modulating Control Valve (With Lever Latch)

- Available Remanufactured Exchange
- Dial Plate Not Furnished with Exchange Valve
- Refer to Master Parts Catalog for Dial Plate Pc. No.

V.M.R.S. 13-010-104

Reman. Exch. Pc. No.	Service Pc. No.	Locking Button Position	Delivery Pressure P.S.I.	Comments
282368X	282368	LEFT	86-100	—
282382X	282382	LEFT	86-100	Includes Dial Plate

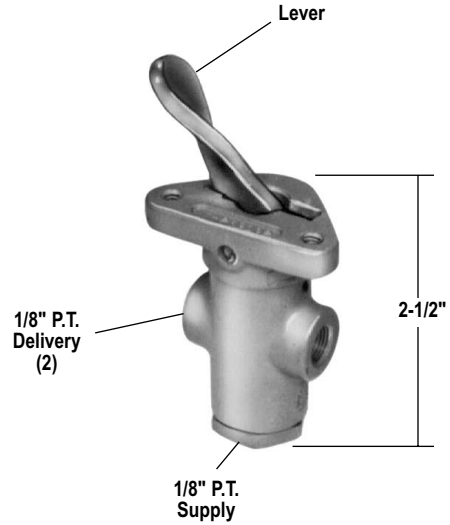


TW-1 Control Valve

- Available Remanufactured Exchange
- Dial Plate Not Furnished with Exchange Valve
- Refer to Master Parts Catalog for Dial Plate Pc. No.

V.M.R.S. 13-016-016

Reman. Exch. Pc. No.	Service Pc. No.	Lever Mat'l and Finish
228729X	228729	Zinc-Chrome
229635X	229635	Steel-Chrome
277516X	277516	Nylon-Black



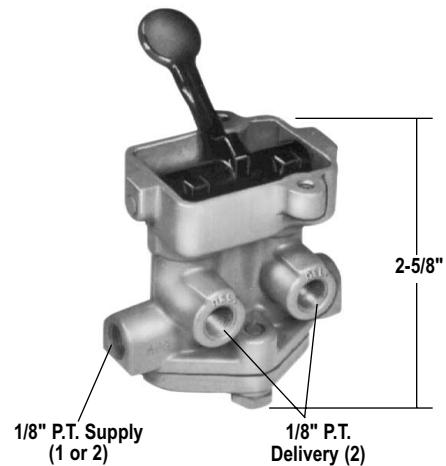
TW-2 & TH-3 Control Valve

(TW-2 Two Lever Positions)

(TH-3 Three Lever Positions)

- Available Remanufactured Exchange
- Maintenance Kit 282391
- Dial Plate Not Furnished with Exchange Valve
- Refer to Master Parts Catalog for Dial Plate Pc. No.

Basic TW-2 Pc. No.	Basic TH-3 Pc. No.	Lever
280905	280904	Centering
	281560	Positioning



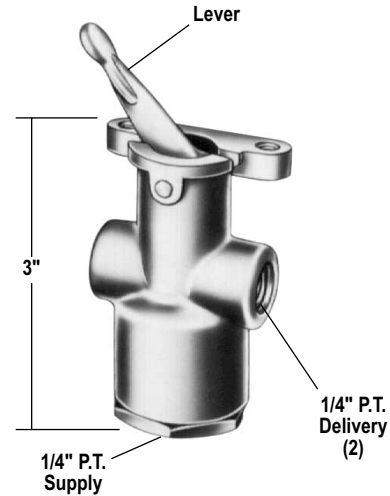
TW-3 Control Valve

- Available Remanufactured Exchange
- Dial Plate Not Furnished with Exchange Valve
- Refer to Master Parts Catalog for Dial Plate Pc. No.

V.M.R.S. 13-010-016

Reman. Exch. Pc. No.	Service Pc. No.	Lever Mat'l.
*225892X	*225892	ZINC
*228762X	*228762	STEEL
283040X	283040	STEEL

* Vacuum Control

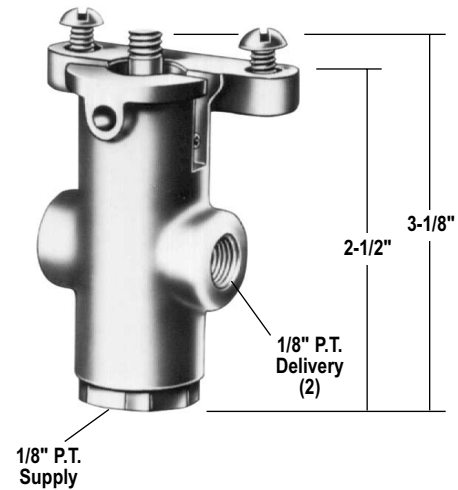


TW-4 Control Valve

- Available Remanufactured Exchange
- Refer to Master Parts Catalog for Button Pc. No.

V.M.R.S. 32-004-007

Basic TW-4 Pc. No.
276635



TW-11 Control Valve

- Used in conjunction with the HR-1 Hydraulic Relay Valve.

TW-11 Pc. No.	Configuration
065356	Fig. B
065316	Fig. A

Fig. B



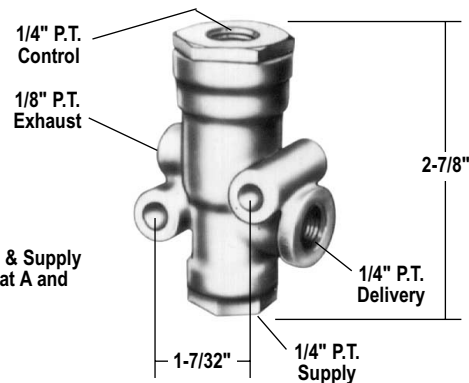


Fig. A

SV-1 Synchronizing Valve

SV-1 Pc. No.	A PSI	B PSI
278825	42	28
282472	21	11
283700	62	50

With Common Control & Supply Pressure, Inlet Opens at A and Exhaust Opens at B



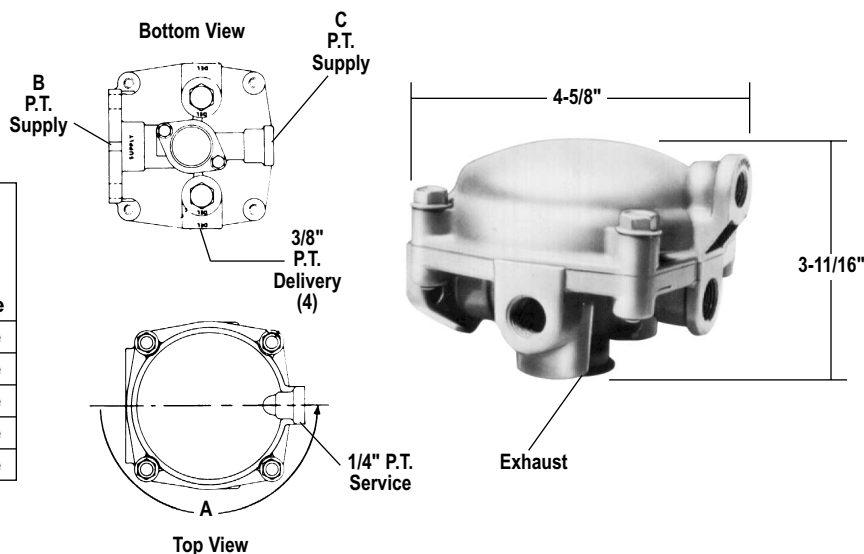
R-6 Relay Valve

- Available Remanufactured Exchange
- Maintenance Kit 280856

V.M.R.S. 13-010-009

Reman. Exch. Pc. No.	R-6 Basic Relay Valve Pc. No.	A Degrees Service Port Angle	B P.T.	C P.T.	Mtg. Flange
279180X	279180	180	—	3/8"	2 Hole
279952X	279952	180	3/4"	3/8"	2 Hole
280375X	280375	90	—	1/2"	2 Hole
279952X	*280651	180	3/4"	3/8"	2 Hole
283940X	283940	270	3/8"	3/8"	4 Hole

*Pipe Plugs & Gasket Attached
Crack Pressure 2 PS.I.



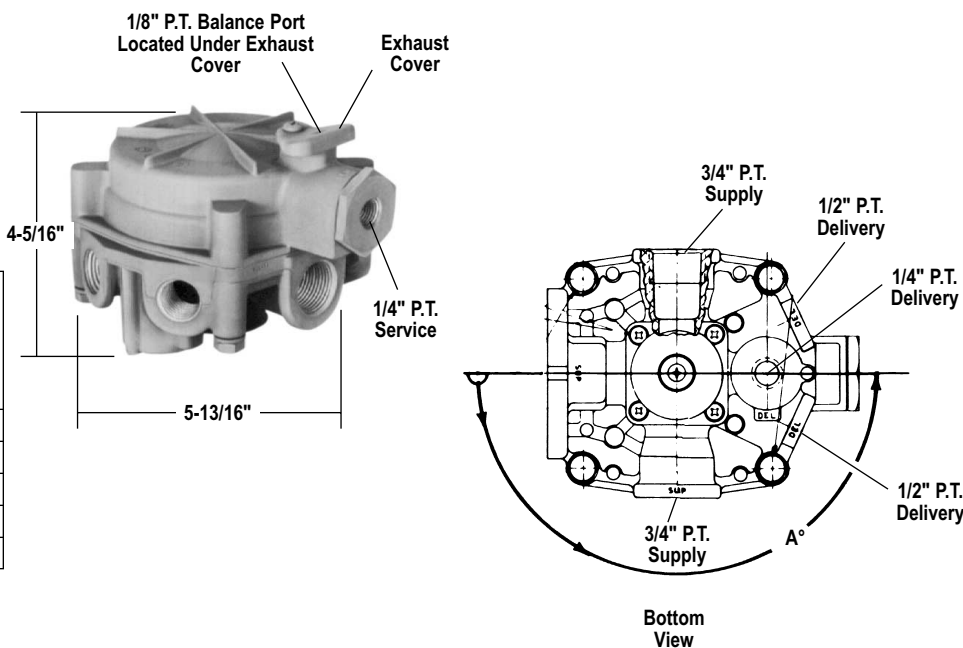
R-8 Relay Valve

- Available Remanufactured Exchange
- Maintenance Kit 287370

V.M.R.S. 13-010-009

Reman. Exch. Pc. No.	Service Pc. No.	A Service Port Location (Degree)	Comments
286370X	286370	90	
*286371X	*286371	90	
*287260X	*287260	180	
288369X	288369	180	
288781X	288781	180	Waterproof

*No Exhaust Cover

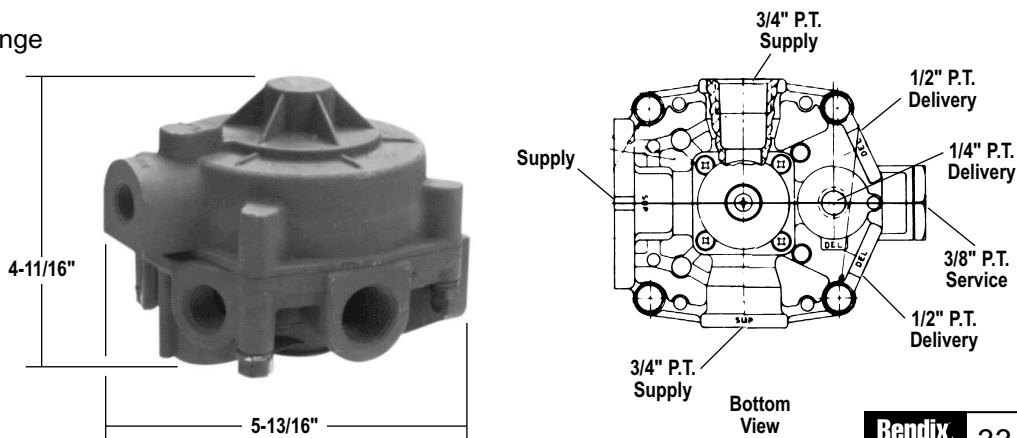


R-8P Relay Valve

- Available Remanufactured Exchange
- Maintenance Kit 103799

V.M.R.S. 13-010-009

Reman. Exch. Pc. No.	Service Pc. No.	Comments
287114X	287114	—



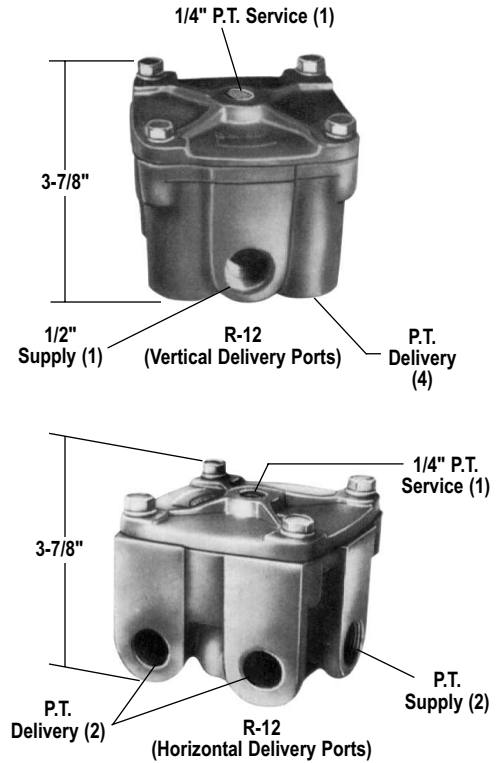

R-12 Relay Valves

- Available Remanufactured Exchange
- All Universal R-12 and R-14 Relay Valves Include Installation Instructions and a Universal Mounting Bracket as indicated.

VM.R.S. 13-010-009

Vertical Delivery Ports

Reman. Exch. Pc. No.	Service Pc. No.	Crack Pressure (P.S.I.)	Delivery Port Size (P.T.)	Maint. Kit	Mounting Bracket
5003365X	065104	4	3/8	102802	296010
—	065181	5.5	1/2	102802	296010
102626X	102626	4	1/2	102802	296010
103912X	103912	7.5	1/2	102802	296010
104561X	104561	5.5	3/8	102802	296010
—	*800365	4	3/8	102802	296010




Horizontal Delivery Ports

Reman. Exch. Pc. No.	Service Pc. No.	Crack Pressure (P.S.I.)	Supply Port Size (P.T.)	Maint. Kit	Mounting Bracket	Delivery (P.T.)
—	065125	5.5	1/2	102802	296010	1/2
—	065309	4	1/2	102802	296010	1/2
—	065546	4	1/2	109523	296010	1/2
103009X	103009	4	3/4	102802	296010	1/2
104165X	104165	7.5	3/4	102802	296010	1/2
—	800238	4	3/4	102802	N/A	1/2
—	800305	4	1/2	5002831	296010	1/2
—	*800366	5.5	1/2	5004029	296010	3/8
—	*800365	4	1/2	5004029	296010	1/2

*Self draining piston

R-12 Vert. (2) & Horizontal Delivery Ports

Service Replacement Pc. No.	Crack Pressure (P.S.I.)	Delivery Port Size (P.T.)	Maint. Kit	Mounting Bracket
065206	5.5	3/8	102802	296010
065303	4	3/8	102802	296010
800095	4	3/8	102802	102846**
800441	5.5	3/8	102802	102846**
800483	5.5	1/2	102802	N/A
800484	5.5	1/2	102802	296010
800485	4	1/2	102802	N/A
800486	4	1/2	102802	296010
800508	5.5	1/2	102802	N/A




**Mounting bracket 102846 includes two 5/16" mounting studs.

R-12P Pilot Relay Valve

- Available Remanufactured Exchange
- Universal Mounting Bracket 296010 included
- Field Maintenance Kit 109265

VM.R.S. 13-010-009

R-12P Service Pc. No.	R-12P Reman. Pc. No.
065476	109264




R-14 Relay Valves

- Available Remanufactured Exchange
- Field Maintenance Kit for R-12 & R-14 is Pc. No. 102802
- All Universal R-12 and R-14 Relay Valves Include Installation Instructions and a Universal Mounting Bracket Pc. No. 296010.

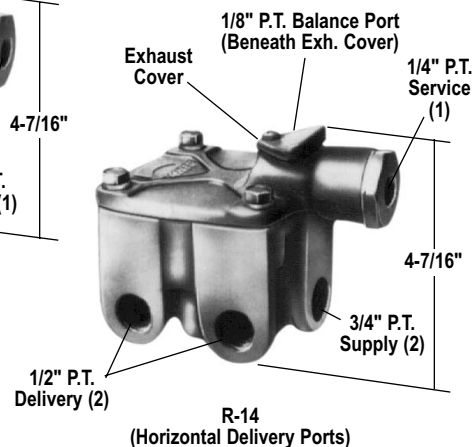
V.M.R.S. 13-010-009

R-14 Horizontal Pc. No.	Crack Press. PSI	Supply
103010	4	3/4
103294	5.5	3/4
103835	7.5	3/4
104345	5	3/4
104574	4	1/2

R-14 Vertical Pc. No.	Crack Press. PSI
103028	4
103833	7.5
106313	5.5



Pc. No.	Crack	Bracket
065430	4	112632
065675	4	—
800135	4	5001356
800136	4	—




RE-6 & RE-6NC Relay Emergency Valves

- Available Remanufactured Exchange
- Maintenance Kits:
 - 282812 Complete Valve
 - 282813 Insert Only

V.M.R.S. 13-010-037

Reman. Exch. Pc. No.	Service Pc. No.	Model	A P.T. Delivery
281865X	281865	RE-6	3/8"
281860X	281860	RE-6	1/4"
—	065451	RE-6NC	1/4"

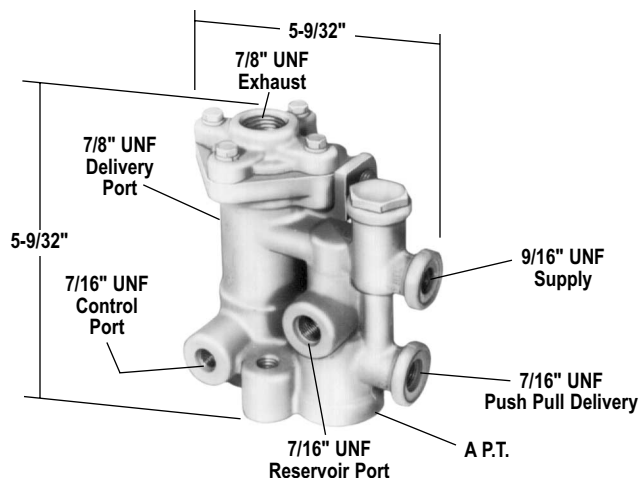


The RE-6NC must be used in conjunction with a PR-3 reservoir control valve.

HR-1 Hydraulic Relay Valve

V.M.R.S. 13-010-015

HR-1 Service Pc. No.	Vehicles
065147	Ford, Navistar



ST-3 Safety Valve

V.M.R.S. 13-010-073




ST-3 Pc. No.	P.T.	Pressure Setting
284142	1/4	150 PS.I.
284143	3/8	150 PS.I.
285849	1/4	175 PS.I.
285850	1/4	75 PS.I.

SR-1 Spring Brake Valve

- Available Remanufactured Exchange
- Maintenance Kit: 108123

V.M.R.S. 13-010-048

Reman. Exch. Pc. No.	Service Pc. No.	Cust. Ident.	Reservoir Trip Press.
286364X	286364	NONE	55 PSI
288063X	288063	IHC-459271-C92	30 PSI



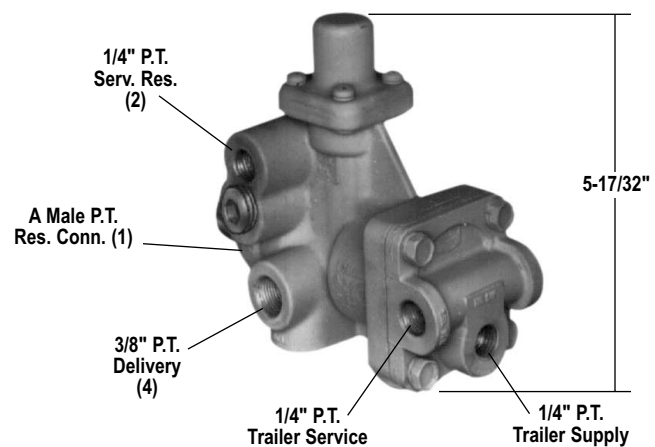
SR-2 Trailer Spring Brake Valve

- Available Remanufactured Exchange
- Maintenance Kit 287691

V.M.R.S. 13-010-048

Reman. Exch. Pc. No.	Service Pc. No.	A P.T.
*287376X	*287376	3/4"
102761X	102761	3/4"
103061X	103061	1/2"

*Does not have trailer service port for anti-compound

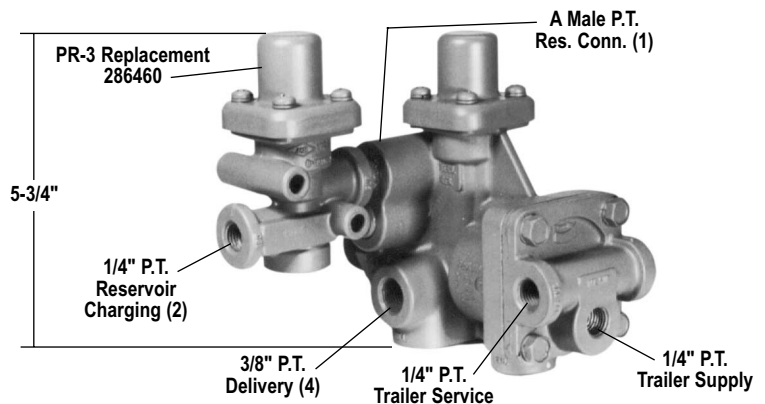


SR-4 Trailer Spring Brake Valve

- Available Remanufactured Exchange
- Maintenance Kit 102048

V.M.R.S. 13-010-048

Reman. Exch. Pc. No.	Service Pc. No.	A P.T.
101112X	101112	3/4"
101622X	101622	1/2"




SR-4 New Configuration Trailer Spring Brake Valve

- Maintenance Kit 108259

V.M.R.S. 13-010-111

SR-4 Basic Pc. No.	SR-5 Basic Pc. No.	A	Comments
107539	065437	3/4" NPT	with anticomponding
—	065439	1/2" NPT	with anticomponding




SR-5 Trailer Spring Brake Valve

• Maintenance Kit 109015



V.M.R.S. 13-010-048

Reman. Exch. Pc. No.	Service Pc. No.	A Male P.T.	Comments
109615X	065437	3/4"	With Anti-Compounding
109616X	065438	3/4"	—
109617X	065439	1/2"	With Anti-Compounding
109618X	065440	1/2"	—

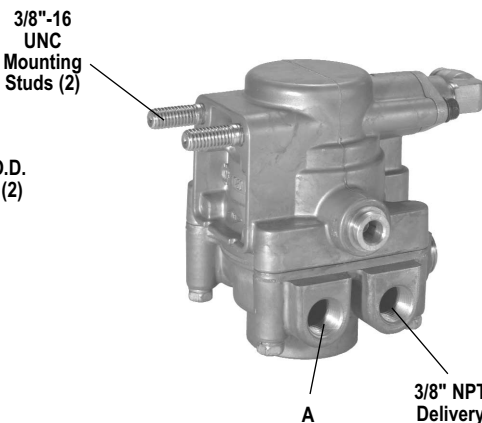
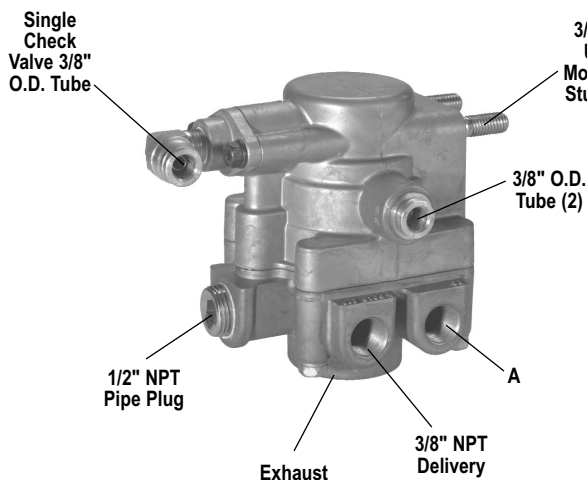


SR-7 Valves

Service Pc. No.	A	Check Valve Orientation
5010914	Plug	Shown
5010915	Plug	Rotate 180°
5010916	3/8" NPT	Shown
5010917	3/8" NPT	Rotate 180°
5011179	Plug	Shown
5011180	Plug	Rotate 180°



Spring Brake Relay




SR-7 Quick Release Valve

R-7 Modulating Valve

- Available Remanufactured Exchange
- Maintenance Kit 283861

V.M.R.S. 13-010-009

Reman. Exch. Pc. No.	Service Pc. No.	Spring Brake Release Pressure P.S.I.
103081X	103081	95

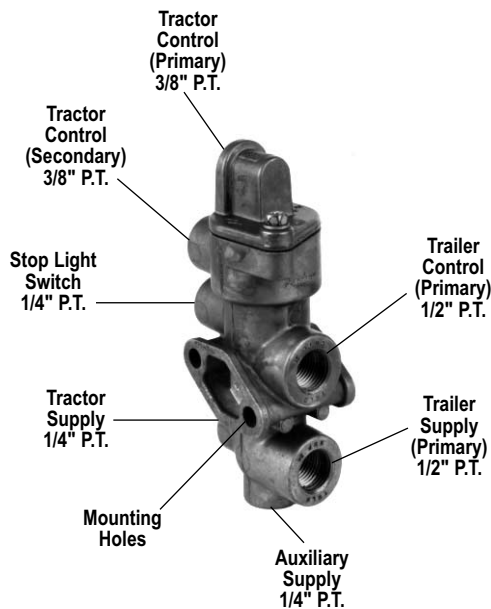


TP-3DC Tractor Protection Valve

- Maintenance Kit 5000073

V.M.R.S. 13-010-016

Service Pc. No.
065706




TP-3 Tractor Protection Valve

- Available Remanufactured Exchange
- Maintenance Kit 280858

V.M.R.S. 13-010-016

Reman. Exch. Pc. No.	Service Pc. No.	A P.T.	B P.T.
279000X	279000	1/2"	1/2"
279692X	279692	3/8"	3/8"
	280830	1/2"	



TP-4 Tractor Protection Valve

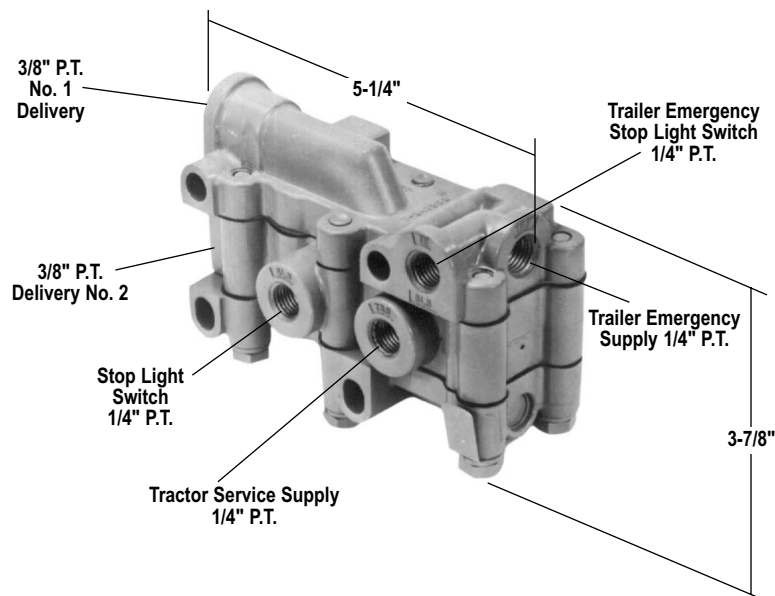
Formerly VM-1 Control Valve Manifold

- Available Remanufactured Exchange
- Maintenance Kit 283863

V.M.R.S. 13-010-114

Reman. Exch. Pc. No.	Service Pc. No.
288301X	288301

3 Sealing O-Rings Pc. No.
122268 Included with Valve



TP-5 Tractor Protection Valve

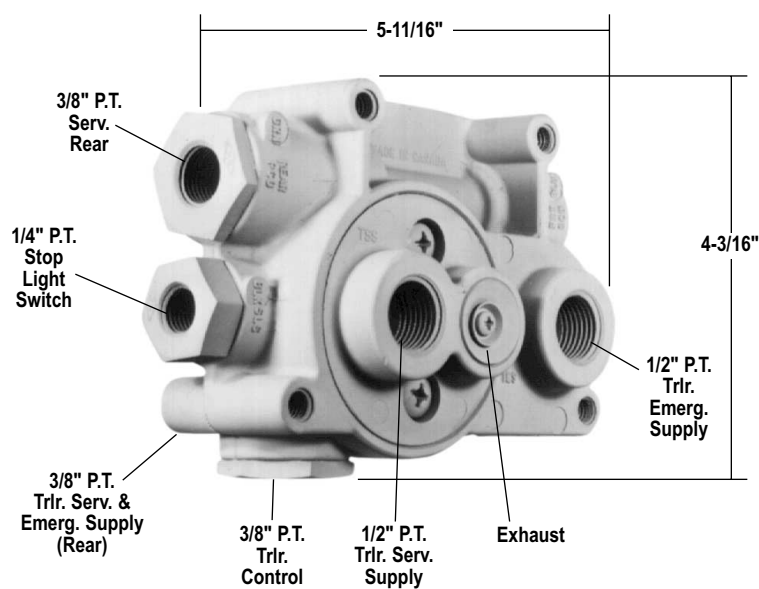
Formerly VM-2 Control Valve Manifold

- Available Remanufactured Exchange
- Maintenance Kit 289061

V.M.R.S. 13-010-114

Reman. Exch. Pc. No.	Service Pc. No.
288605X	288605
*289253X	*289253

*Use 289253 when a Trailer Control (Hand Valve) such as the TC-2 is not connected to the Trailer Control Port of the TP-5.



Valve Changeover

Model/Pc. No.	Bendix Replacement	Model/Pc. No.	Bendix Replacement	Model/Pc. No.	Bendix Replacement
Bendix		Berg		Midland	
R-1	103009	12340	103009	A104001	101112, 101622
R-1C	103009	12341	103009	A104002	101112, 101622
R-5	102626, 103009	12342	102626, 103009	A104003	101112, 101622
R-6	102626, 103009	12343	102626, 103009	A104010	101112, 101622
R-8	103010	12344	102626, 103009	KN20541	101112, 101622
R-12	102626	12345	102626, 103009	KN28060	103009
R-12H	103009	12346	103009	KN28061	103009
R-14	103028	12352	101112 & 102626	KN28071	103010
R-14H	103010	12360	101112, 101622	KN28132	103009
RE-1C	229434	A86473	102626	KN28140	103010
RE-4	229434	A86477	102626		
RE-6	281865	Kelsey Hayes		Sealco	
SR-1	286364	5468	103009	9125	102626, 103009
SR-2	287376	5470	102626	A1100	102626
SR-4	101112			Wagner	
				A78882	102626, 103009
				A78887	102626, 103009
				A88802	101112, 101622
				A88812	101112, 101622
				A98730	101112, 101622
				A98731	101112, 101622
				A98732	101112, 101622