

Review

Multiple choice question

Sheet to complete - 1

Lesson: 2.3.3

QUESTION:

It is sometimes recommended to use an automated transmission in manual mode. Identify these circumstances?

ANSWER CHOICE: Only one answer possible
Several possible answers **X**

A) On a downhill slope in slippery conditions.

B) When driving in fluid traffic conditions.

C) When driving with a heavy load.

D) To prevent the wheels from slipping on a slippery surface or to set the vehicle in motion when the truck is stuck.

Refer to if wrong answer:

Multiple choice question

Sheet to complete - 2

Lesson: 2.3.3

QUESTION:

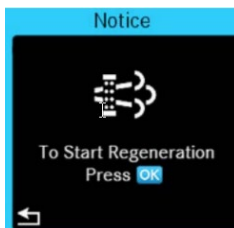
From the following warning lights, which one indicate a clutch overuse warning.

ANSWER CHOICE: Only one answer possible
Several possible answers **X**

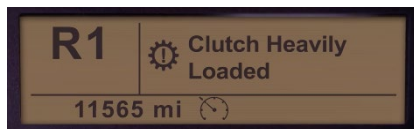
A)



B)



C)



D)



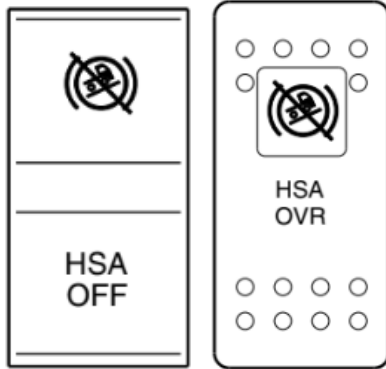
Refer to if wrong answer:

Multiple choice question

Sheet to be completed - 3

Lesson : 2.3.3

QUESTION:



Choose from the following statements the one that describes the function of these switches.

ANSWER CHOICE: Only one possible answer **X**
Several possible answers

A) During an uphill start, this switch allows the vehicle to be held for 3 seconds.

B) During a downhill start, this switch allows the vehicle to be held for 3 seconds.

C) During a departure on a slope, this switch makes it possible to override or cancel the HAS (Hill Start Aid).

D) During a hill start, this switch cancels the vehicle's engine brake.

Refer to if wrong answer:

Multiple choice question

Sheet to be completed - 4

Lesson: 2.3.3

QUESTION:

Of the following statements, identify which one is false.

ANSWER CHOICE: Only one possible answer **X**
Several possible answers

A) It is not recommended to use manual mode in winter.	
B) It is not recommended to use the accelerator to keep the vehicle stationary on a slope.	
C) Automatic transmissions are mainly used for regional, school and municipal services.	
D) Performance mode allows for more power, at the expense of fuel economy.	

Refer to if wrong answer:

True or False

Sheet to complete - 5

Lesson: 2.3.3

QUESTION:

There is more than one selection of reverse gears on some automated transmissions.

ANSWER CHOICES :

TRUE	
FALSE	

Refer to if wrong answer:

True or False

Sheet to be completed - 6

Lesson: 2.3.3

QUESTION:



With an automated transmission, it is recommended to use the accelerator and brake pedal simultaneously when coupling to a trailer or manoeuvring at a loading dock. Thus, the operation will be safer.

ANSWER CHOICES:

TRUE	
FALSE	

Refer to if wrong answer: