

# Review

## Multiple choice question

Sheet to be completed - 1

Leçon: 2.5.3

QUESTION:

**Identify all defective wheels.**

ANSWER CHOICE: Only one answer possible  
Several possible answers **X**

**A)**



**B)**



**C)**



**D)**



Refer toif wrong answer:

**Lesson 2.5.3 from the student's workbook.**

## Multiple choice question

Sheet to be completed - 2

Leçon: 2.5.3

QUESTION:

Quelle huile devez-vous utiliser pour ce moyeu?




ANSWER CHOICE: Only one possible answer  X  
Several possible answers


A)



B)



C)



D)



Refer to if wrong answer:

A synthetic gear oil with a viscosity of 75W90 is generally used. An 80w90 mineral oil can also be used.  
Lesson 2.5.3 from the student's workbook.

## True or False

---

Sheet to be completed - 3

Leçon: 2.5.3

QUESTION:

**It can be very dangerous to drive without oil in the hub**

ANSWER CHOICES:

TRUE

X

FALSE

Refer to if wrong answer:

**A lack of oil can cause the wheel bearings to be destroyed, resulting in wheel loss. Lesson 2.5.3 of the Student Notebook.**


## True or False

Sheet to be completed - 4

Leçon: 2.5.3

QUESTION:

**This label is present on one of the wheel valves of your vehicle. You must have a wheel tightening done before you have traveled 80 km or 10 days.**



ANSWER CHOICES:

TRUE

FALSE

X

Refer to if wrong answer:

**At the CFTR, the rule is:**

We must have the wheels tightened within 5 days or after 100 km, by a certified technician.

Lesson 2.5.3 from the student's workbook.

**The regulation (SAAQ) states:**

Have the torque checked between 80 km and about 160 km of use after installing a wheel.

**Reference: SAAQ document on the loss of a wheel (2016).**

<https://saaq.gouv.qc.ca/fileadmin/documents/publications/pertes-roues-risque.pdf>

## Multiple choice question

Sheet to be completed - 5

Leçon: 2.5.3

QUESTION:

**When adding wheel bearing oil, with this type of hub cap, certain precautions should be taken when removing the red cap, explain why.**



ANSWER CHOICE: Only one possible answer **X**  
Several possible answers

1. The oil drains completely by removing the cap.

B) This cap is for single use. We cannot put it back.

C) There is a high oil pressure in the hub.

D) The plastic see-thru part can be easily damaged.

**X**

Refer to if wrong answer:

**Lesson 2.5.3 from the student's workbook.**

## Multiple choice question

Sheet to be completed - 6

Leçon: 2.5.3

QUESTION:

**If this label is attached to the yellow brake button of a vehicle.  
What does it mean?**



ANSWER CHOICE: Only one possible answer **X**  
Several possible answers

This is to warn you that wheels have been changed.	
Two wheels have just been installed on this vehicle. The driver is responsible for tightening (re-torque) these two wheels before 100 km.	<b>X</b>
You can't go on the road with this vehicle.	
Air pressure problem.	

Refer to if wrong answer:

**Lesson 2.5.3 from the student's workbook.**