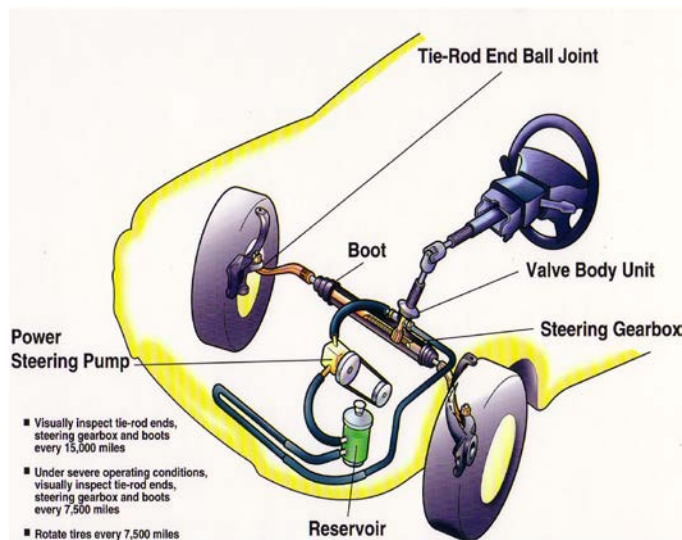







Systeme de direction à crémaillère

Formatif système direction à crémaillère



Systeme de direction à crémaillère

 A detailed view of a steering rack assembly, showing the rack housing, tie rod ends, and the steering knuckle connection.	<p>Français :</p> <p>Anglais :</p>
 A steering knuckle component, showing the upper and lower ball joints and the mounting points for the tie rod and brake disc.	<p>Français :</p> <p>Anglais :</p>
 A steering shaft assembly, showing the shaft, intermediate shaft, and the connection to the steering rack.	<p>Français :</p> <p>Anglais :</p>
 A steering knuckle component, showing the upper and lower ball joints and the mounting points for the tie rod and brake disc.	<p>Français :</p> <p>Anglais :</p>
 A steering knuckle component, showing the upper and lower ball joints and the mounting points for the tie rod and brake disc.	<p>Français :</p> <p>Anglais :</p>

Systeme de direction à crémaillère

	<p>Français :</p> <p>Anglais :</p>
	<p>Français :</p> <p>Anglais :</p>
	<p>Français :</p> <p>Anglais :</p>
	<p>Français :</p> <p>Anglais :</p>